CEBADAS GENVCE SARIÑENA
2016-2017

R1 R2 R3 R4

ASPERSOR

BORDURA

BORDURA

1	CRESCENDO	19	BASIC	37	IBAIONA	55	BALLIVER	73	ADRIANA	91	SYDNEY
2	PIRENE	20	KALEA	38	LG AUSTRALIA	56	HISPANIC	74	FLAIR	92	SANETTE
3	LAVANDA	21	RGT PLANET	39	HISPANIC	57	CHRISTOPHER	75	MESETA	93	RGT LUZIA
4	PEWTER	22	BORDURA	40	LAUREATE	58	RGT ATOCHA	76	IBAIONA	94	RGT PLANET
5	CHRISTOPHER	23	OVERTURE	41	IDRA	59	LAUREATE	77	KALEA	95	CRESCENDO
6	SANETTE	24	BALLIVER	42	MESETA	60	RGT DULCINEA	78	PEWTER	96	IDRA
7	ADRIANA	25	RGT LUZIA	43	SHUFFLE	61	PIRENE	79	LG CAROLINA	97	BORDURA
8	PATHFINDER	26	RGT DULCINEA	44	LG CAROLINA	62	BASIC	80	LAVANDA	98	LG AUSTRALIA
9	RGT ATOCHA	27	FLAIR	45	SYDNEY	63	SHUFFLE	81	OVERTURE	99	PATHFINDER

BORDURA

ASPERSOR

BORDURA

10	IDRA	28	ADRIANA	46	BASIC	64	OVERTURE	82	SYDNEY	100	PIRENE
11	OVERTURE	29	HISPANIC	47	CRESCENDO	65	ADRIANA	83	RGT PLANET	101	LAUREATE
12	RGT PLANET	30	LG CAROLINA	48	CHRISTOPHER	66	CRESCENDO	84	RGT DULCINEA	102	MESETA
13	SHUFFLE	31	SANETTE	49	KALEA	67	RGT LUZIA	85	HISPANIC	103	PEWTER
14	RGT DULCINEA	32	SYDNEY	50	LAVANDA	68	LG AUSTRALIA	86	CHRISTOPHER	104	FLAIR
15	IBAIONA	33	PIRENE	51	RGT LUZIA	69	LG CAROLINA	87	SANETTE	105	BASIC
16	BORDURA	34	MESETA	52	RGT ATOCHA	70	IBAIONA	88	PATHFINDER	106	BALLIVER
17	FLAIR	35	LAUREATE	53	PATHFINDER	71	LAVANDA	89	BORDURA	107	SHUFFLE
18	LG AUSTRALIA	36	PEWTER	54	BALLIVER	72	KALEA	90	IDRA	108	RGT ATOCHA

BORDURA

BORDURA

ASPERSOR

CEBADAS GENVCE. SARIÑENA 2016-2017

Resumen del Procedimiento

Variable dependiente: Producción
Factor: Variedades

Número de observaciones: 108
Número de niveles: 27

Resumen Estadístico para Producción

Variedades	Frecuencia	Media	Varianza	Desviación típica
ADRIANA	4	8703,25	170830,0	413,316
BALLIVER	4	8868,5	497431,0	705,288
BASIC	4	8627,75	935231,0	967,073
BORDURA	4	6576,25	143053,0	378,223
CHRISTOPHER	4	9074,75	263478,0	513,301
CRESCENDO	4	8609,75	733789,0	856,615
FLAIR	4	9215,75	1,4587E6	1207,77
HISPANIC (T)	4	6882,5	12361,7	111,183
IBAIONA	4	6547,75	28744,9	169,543
IDRA	4	6806,75	438410,0	662,125
KALEA	4	8442,0	354818,0	595,666
LAUREATE	4	8462,75	1,05958E6	1029,36
LAVANDA	4	7315,25	24109,6	155,273
LG AUSTRALIA	4	7582,75	620211,0	787,535
LG CAROLINA	4	7116,25	592029,0	769,434
MESETA (T)	4	7562,75	136252,0	369,123
OVERTURE	4	8854,5	245174,0	495,15
PATHFINDER	4	9127,0	566583,0	752,717
PEWTER (T)	4	8104,5	515794,0	718,188
PIRENE	4	8137,0	38816,7	197,019
RGT ATOCHA	4	7049,5	526094,0	725,324
RGT DULCINEA	4	7229,5	161887,0	402,352
RGT LUZIA	4	7368,75	12742,9	112,885
RGT PLANET	4	10376,0	121199,0	348,136
SANETTE	4	9044,75	989097,0	994,534
SHUFFLE	4	8743,25	533538,0	730,437
SYDNEY	4	8447,25	108936,0	330,055
Total	108	8106,55	1,23575E6	1111,64

Variedades	Mínimo	Máximo	Rango	Coef. de variación
ADRIANA	8148,0	9108,0	960,0	4,74899%
BALLIVER	8091,0	9741,0	1650,0	7,95273%
BASIC	7316,0	9641,0	2325,0	11,2089%
BORDURA	6106,0	7029,0	923,0	5,75135%
CHRISTOPHER	8689,0	9825,0	1136,0	5,65636%
CRESCENDO	7401,0	9416,0	2015,0	9,94936%
FLAIR	7749,0	10304,0	2555,0	13,1055%
HISPANIC (T)	6752,0	6986,0	234,0	1,61545%
IBAIONA	6427,0	6795,0	368,0	2,58934%
IDRA	6096,0	7669,0	1573,0	9,72748%
KALEA	7664,0	9029,0	1365,0	7,05598%
LAUREATE	7478,0	9758,0	2280,0	12,1634%
LAVANDA	7105,0	7471,0	366,0	2,12259%
LG AUSTRALIA	6535,0	8418,0	1883,0	10,3859%
LG CAROLINA	6493,0	8215,0	1722,0	10,8124%
MESETA (T)	7147,0	8046,0	899,0	4,8808%
OVERTURE	8405,0	9324,0	919,0	5,59207%
PATHFINDER	8174,0	10014,0	1840,0	8,24714%
PEWTER (T)	7448,0	8793,0	1345,0	8,86159%
PIRENE	7909,0	8348,0	439,0	2,42128%
RGT ATOCHA	6140,0	7692,0	1552,0	10,289%
RGT DULCINEA	6697,0	7650,0	953,0	5,56542%
RGT LUZIA	7267,0	7514,0	247,0	1,53194%
RGT PLANET	10029,0	10841,0	812,0	3,3552%
SANETTE	7841,0	10230,0	2389,0	10,9957%
SHUFFLE	7735,0	9357,0	1622,0	8,35429%
SYDNEY	8087,0	8879,0	792,0	3,90725%
Total	6096,0	10841,0	4745,0	7,9129%

Tabla ANOVA para Producción según Variedades

Análisis de la Varianza

Fuente	Sumas de cuad.	Gl	Cuadrado Medio	Cociente-F	P-Valor
Entre grupos	9,83588E7	26	3,78303E6	9,05	0,0000
Intra grupos	3,38667E7	81	418107,0		
Total (Corr.)	1,32225E8	107			

Tabla de Medias para Producción según Variedades con 95,0 intervalos LSD

Variedades	Frec.	Media	Error Estándar (s agrupada)	Límite inf.	Límite sup.
ADRIANA	4	8703,25	323,306	8248,38	9158,12
BALLIVER	4	8868,5	323,306	8413,63	9323,37
BASIC	4	8627,75	323,306	8172,88	9082,62
BORDURA	4	6576,25	323,306	6121,38	7031,12
CHRISTOPHER	4	9074,75	323,306	8619,88	9529,62
CRESCENDO	4	8609,75	323,306	8154,88	9064,62
FLAIR	4	9215,75	323,306	8760,88	9670,62
HISPANIC (T)	4	6882,5	323,306	6427,63	7337,37
IBAIONA	4	6547,75	323,306	6092,88	7002,62
IDRA	4	6806,75	323,306	6351,88	7261,62
KALEA	4	8442,0	323,306	7987,13	8896,87
LAUREATE	4	8462,75	323,306	8007,88	8917,62
LAVANDA	4	7315,25	323,306	6860,38	7770,12
LG AUSTRALIA	4	7582,75	323,306	7127,88	8037,62
LG CAROLINA	4	7116,25	323,306	6661,38	7571,12
MESETA (T)	4	7562,75	323,306	7107,88	8017,62
OVERTURE	4	8854,5	323,306	8399,63	9309,37
PATHFINDER	4	9127,0	323,306	8672,13	9581,87
PEWTER (T)	4	8104,5	323,306	7649,63	8559,37
PIRENE	4	8137,0	323,306	7682,13	8591,87
RGT ATOCHA	4	7049,5	323,306	6594,63	7504,37
RGT DULCINEA	4	7229,5	323,306	6774,63	7684,37
RGT LUZIA	4	7368,75	323,306	6913,88	7823,62
RGT PLANET	4	10376,0	323,306	9921,13	10830,9
SANETTE	4	9044,75	323,306	8589,88	9499,62
SHUFFLE	4	8743,25	323,306	8288,38	9198,12
SYDNEY	4	8447,25	323,306	7992,38	8902,12
Total	108	8106,55			

Contraste Múltiple de Rango para Producción según Variedades

Método: 95,0 porcentaje Newman-Keuls

Variedades	Frec.	Media	Grupos homogéneos
IBAIONA	4	6547,75	X
BORDURA	4	6576,25	X
IDRA	4	6806,75	XX
HISPANIC (T)	4	6882,5	XX
RGT ATOCHA	4	7049,5	XXX
LG CAROLINA	4	7116,25	XXX
RGT DULCINEA	4	7229,5	XXXX
LAVANDA	4	7315,25	XXXXX
RGT LUZIA	4	7368,75	XXXXX
MESETA (T)	4	7562,75	XXXXXX
LG AUSTRALIA	4	7582,75	XXXXXX
PEWTER (T)	4	8104,5	XXXXXX
PIRENE	4	8137,0	XXXXXX
KALEA	4	8442,0	XXXXX
SYDNEY	4	8447,25	XXXXX
LAUREATE	4	8462,75	XXXXX
CRESCENDO	4	8609,75	XXXXX
BASIC	4	8627,75	XXXXX
ADRIANA	4	8703,25	XXXX
SHUFFLE	4	8743,25	XXXX
OVERTURE	4	8854,5	XXX
BALLIVER	4	8868,5	XXX
SANETTE	4	9044,75	XX
CHRISTOPHER	4	9074,75	XX
PATHFINDER	4	9127,0	XX
FLAIR	4	9215,75	X
RGT PLANET	4	10376,0	X

Cebadas Genvce. Sariñena 2016-2017

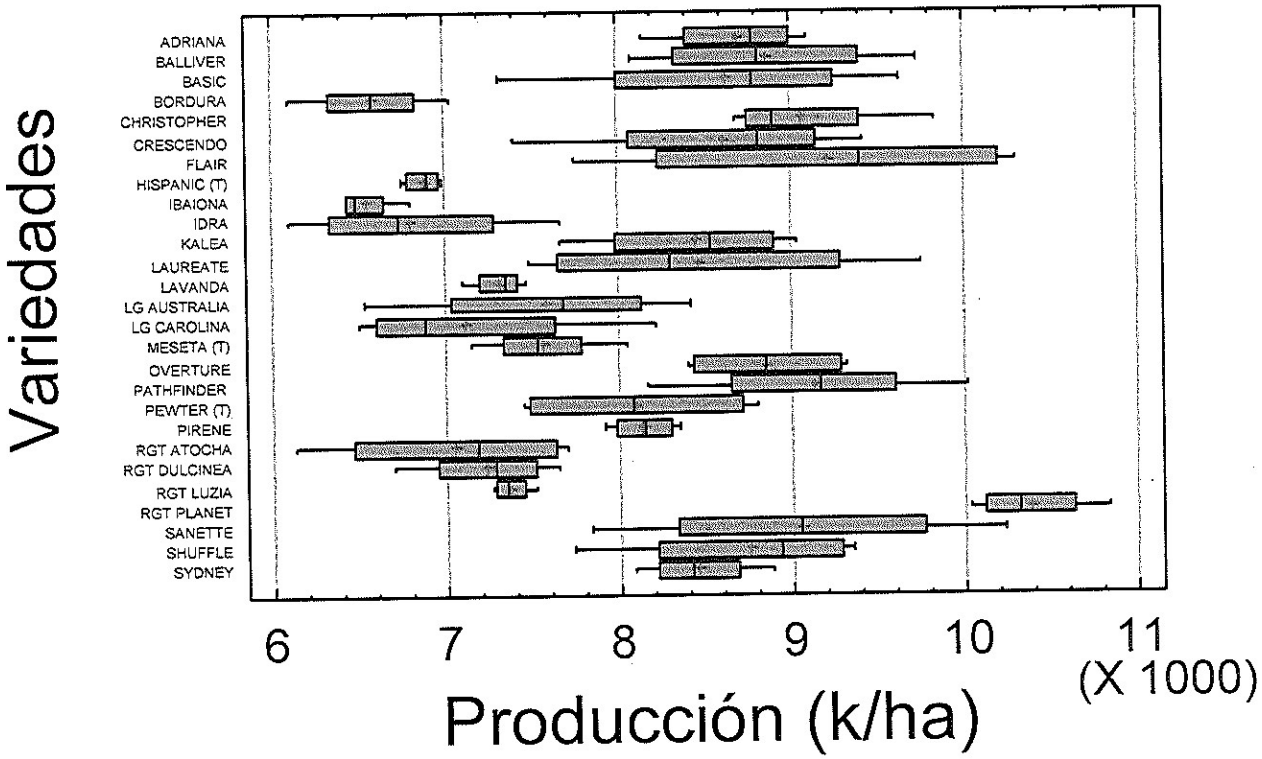

CEBADAS GENVCE SARIÑENA 2016-2017

	Variedad	R1	R2	R3	R4	MEDIA	Indice	Had	PE gr/l	CV. variedad	Espigado	Altura
1	ADRIANA	9.108	8.658	8.148	8.899	8.703	116%	9,9	61,8	4,7%	25-abr	65
2	BALINER	8.574	9.068	8.091	9.741	8.868	118%	9,5	66,1	8,0%	21-abr	70
3	BASIC	8.694	7.316	8.860	9.641	8.628	115%	10,3	68,4	11,2%	24-abr	70
4	CHRISTOPHER	9.825	8.814	8.689	8.971	9.075	121%	8,8	54,9	5,7%	25-abr	65
5	CRESCENDO	8.743	7.401	9.416	8.879	8.610	115%	10,7	64,2	9,9%	24-abr	75
6	FLAIR	7.749	8.709	10.304	10.101	9.216	123%	9,9	61,5	13,1%	23-abr	50
7	HISPANIC (T)	6.829	6.963	6.752	6.986	6.882	92%	9,7	60,1	1,6%	18-abr	80
8	IBAIONA	6.520	6.427	6.795	6.449	6.548	87%	9,4	56,8	2,6%	23-abr	65
9	IDRA	6.096	7.669	6.565	6.897	6.807	91%	8,6	46,9	9,7%	18-abr	85
10	KALEA	8.318	8.757	7.664	9.029	8.442	112%	7,6	64,6	7,1%	23-abr	70
11	LAUREATE	7.478	8.799	9.758	7.816	8.463	113%	9,8	61,9	12,2%	25-abr	75
12	LAVANDA	7.471	7.105	7.308	7.377	7.315	97%	10,0	63,4	2,1%	18-abr	70
13	LG AUSTRALIA	6.535	8.418	7.835	7.543	7.583	101%	9,9	54,5	10,4%	17-abr	65
14	LG CAROLINA	8.215	7.062	6.695	6.493	7.116	95%	9,5	52,0	10,8%	21-abr	90
15	MESETA (T)	7.522	7.147	7.536	8.046	7.563	101%	10,2	64,0	4,9%	18-abr	55
16	OVERTURE	9.240	9.324	8.405	8.449	8.854	118%	9,2	56,4	5,6%	22-abr	80
17	PATHFINDER	9.196	10.014	8.174	9.124	9.127	121%	10,2	57,1	8,2%	26-abr	75
18	PEWTER (T)	8.655	7.448	7.522	8.793	8.105	108%	10,1	60,8	8,9%	26-abr	70
19	PIRENE	7.909	8.245	8.348	8.046	8.137	108%	9,3	58,8	2,4%	29-abr	70
20	RGT ATOCHA	6.140	6.794	7.692	7.572	7.050	94%	10,0	64,9	10,3%	19-abr	80
21	RGT DULCINEA	7.383	6.697	7.650	7.188	7.229	96%	9,4	65,1	5,6%	24-abr	85
22	RGT LUZIA	7.267	7.401	7.293	7.514	7.369	98%	8,8	61,9	1,5%	21-abr	75
23	RGT PLANET	10.029	10.841	10.217	10.417	10.376	138%	10,7	67,3	3,4%	21-abr	70
24	SANETTE	8.816	9.292	7.841	10.230	9.045	120%	9,8	58,2	11,0%	27-abr	75
25	SHUFFLE	9.357	8.686	7.735	9.195	8.743	116%	9,7	56,4	8,4%	25-abr	70
26	SYDNEY	8.348	8.475	8.087	8.879	8.447	112%	8,6	55,6	3,9%	17-abr	60
27	BORDURA	6.623	6.547	7.029	6.106	6.576	87%	9,9	55,3	5,7%	24-abr	60
	MEDIA	8.024	8.077	8.015	8.310	8.107						

	Variedad	R1	R2	R3	R4	MEDIA	Indice	Had	PE gr/l	CV. variedad	Espigado	Altura
	RGT PLANET	10.029	10.841	10.217	10.417	10.376	138%	10,7	67,3	3,4%	21-abr	70
	FLAIR	7.749	8.709	10.304	10.101	9.216	123%	9,9	61,5	13,1%	23-abr	50
	PATHFINDER	9.196	10.014	8.174	9.124	9.127	121%	10,2	57,1	8,2%	26-abr	75
	CHRISTOPHER	9.825	8.814	8.689	8.971	9.075	121%	8,8	54,9	5,7%	25-abr	65
	SANETTE	8.816	9.292	7.841	10.230	9.045	120%	9,8	58,2	11,0%	27-abr	75
	BALINER	8.574	9.068	8.091	9.741	8.868	118%	9,5	66,1	8,0%	21-abr	70
	OVERTURE	9.240	9.324	8.405	8.449	8.854	118%	9,2	56,4	5,6%	22-abr	80
	SHUFFLE	9.357	8.686	7.735	9.195	8.743	116%	9,7	56,4	8,4%	25-abr	70
	ADRIANA	9.108	8.658	8.148	8.899	8.703	116%	9,9	61,8	4,7%	25-abr	65
	BASIC	8.694	7.316	8.860	9.641	8.628	115%	10,3	68,4	11,2%	24-abr	70
	CRESCENDO	8.743	7.401	9.416	8.879	8.610	115%	10,7	64,2	9,9%	24-abr	75
	LAUREATE	7.478	8.799	9.758	7.816	8.463	113%	9,8	61,9	12,2%	25-abr	75
	SYDNEY	8.348	8.475	8.087	8.879	8.447	112%	8,6	55,6	3,9%	17-abr	60
	KALEA	8.318	8.757	7.664	9.029	8.442	112%	7,6	64,6	7,1%	23-abr	70
	PIRENE	7.909	8.245	8.348	8.046	8.137	108%	9,3	58,8	2,4%	29-abr	70
	PEWTER (T)	8.655	7.448	7.522	8.793	8.105	108%	10,1	60,8	8,9%	26-abr	70
	LG AUSTRALIA	6.535	8.418	7.835	7.543	7.583	101%	9,9	54,5	10,4%	17-abr	65
	MESETA (T)	7.522	7.147	7.536	8.046	7.563	101%	10,2	64,0	4,9%	18-abr	55
	RGT LUZIA	7.267	7.401	7.293	7.514	7.369	98%	8,8	61,9	1,5%	21-abr	75
	LAVANDA	7.471	7.105	7.308	7.377	7.315	97%	10,0	63,4	2,1%	18-abr	70
	RGT DULCINEA	7.383	6.697	7.650	7.188	7.229	96%	9,4	65,1	5,6%	24-abr	85
	LG CAROLINA	8.215	7.062	6.695	6.493	7.116	95%	9,5	52,0	10,8%	21-abr	90
	RGT ATOCHA	6.140	6.794	7.692	7.572	7.050	94%	10,0	64,9	10,3%	19-abr	80
	HISPANIC (T)	6.829	6.963	6.752	6.986	6.882	92%	9,7	60,1	1,6%	18-abr	80
	IDRA	6.096	7.669	6.565	6.897	6.807	91%	8,6	46,9	9,7%	18-abr	85
	BORDURA	6.623	6.547	7.029	6.106	6.576	87%	9,9	55,3	5,7%	24-abr	60
	IBAIONA	6.520	6.427	6.795	6.449	6.548	87%	9,4	56,8	2,6%	23-abr	65
	MEDIA	8.024	8.077	8.015	8.310	8.107						

Cebadas Genvce Sariñena
2016-2017

Variedad	Bloque1	Bloque2	Bloque3	Bloque4	Medias	Indice	CV. variedad
RGT PLANET	10.029	10.841	10.217	10.417	10.376	138%	3,4%
FLAIR	7.749	8.709	10.304	10.101	9.216	123%	13,1%
PATHFINDER	9.196	10.014	8.174	9.124	9.127	121%	8,2%
CHRISTOPHER	9.825	8.814	8.689	8.971	9.075	121%	5,7%
SANETTE	8.816	9.292	7.841	10.230	9.045	120%	11,0%
BALINER	8.574	9.068	8.091	9.741	8.868	118%	8,0%
OVERTURE	9.240	9.324	8.405	8.449	8.854	118%	5,6%
SHUFFLE	9.357	8.686	7.735	9.195	8.743	116%	8,4%
ADRIANA	9.108	8.658	8.148	8.899	8.703	116%	4,7%
BASIC	8.694	7.316	8.860	9.641	8.628	115%	11,2%
CRESCENDO	8.743	7.401	9.416	8.879	8.610	115%	9,9%
LAUREATE	7.478	8.799	9.758	7.816	8.463	113%	12,2%
SYDNEY	8.348	8.475	8.087	8.879	8.447	112%	3,9%
KALEA	8.318	8.757	7.664	9.029	8.442	112%	7,1%
PIRENE	7.909	8.245	8.348	8.046	8.137	108%	2,4%
PEWTER (T)	8.655	7.448	7.522	8.793	8.105	108%	8,9%
LG AUSTRALIA	6.535	8.418	7.835	7.543	7.583	101%	10,4%
MESETA (T)	7.522	7.147	7.536	8.046	7.563	101%	4,9%
RGT LUZIA	7.267	7.401	7.293	7.514	7.369	98%	1,5%
LAVANDA	7.471	7.105	7.308	7.377	7.315	97%	2,1%
RGT DULCINEA	7.383	6.697	7.650	7.188	7.229	96%	5,6%
LG CAROLINA	8.215	7.062	6.695	6.493	7.116	95%	10,8%
RGT ATOCHA	6.140	6.794	7.692	7.572	7.050	94%	10,3%
HISPANIC (T)	6.829	6.963	6.752	6.986	6.882	92%	1,6%
IDRA	6.096	7.669	6.565	6.897	6.807	91%	9,7%
BORDURA	6.623	6.547	7.029	6.106	6.576	87%	5,7%
IBAIONA	6.520	6.427	6.795	6.449	6.548	87%	2,6%
Medias	8.024	8.077	8.015	8.310	8.107		

Tratamientos	27
Bloques	4
Parcelas	108

	SC	GL	CM	F cal	F 99%
Tc	7.097.330.964				
Total	132.220.589	107			
Tratamientos	98.353.215	26	3.782.816	9,13	2,00
Bloques	1.556.550	3	518.850	1,25	4,04
Error	32.310.824	78	414.241		
CV				7,9%	
dsm 95%		1,99	455,1	906,0	
dsm 99%		2,64	455,1	1.201,6	

GUISANTE SARIÑENA 2016-2017

ASPERSOR

1	KAYANNE	11	COMANCHE	21	LIVIA	31	FURIOUS	41	FRESNEL	51	BALLTRAP	61	Guifredo	71	BORDURA
2	MYTHIC	12	BORDURA	22	AVIRON	32	CURLING	42	ASTRONAUTE	52	SALAMANCA	62	ISARD	72	LIVIA
3	Guifredo	13	AVENGER	23	AUDIT	33	ASTRONAUTE	43	GANGSTER	53	CURLING	63	FURIOUS	73	ENDURO
4	ENDURO	14	ISARD	24	BALLTRAP	34	FLOKON	44	AVIRON	54	COMANCHE	64	Cartouche	74	AVENGER
5	SALAMANCA	15	GANGSTER	25	Cartouche	35	FRESNEL	45	KAYANNE	55	MYTHIC	65	AUDIT	75	FLOKON

BORDURA AUDIT

6	BORDURA	16	Cartouche	26	ISARD	36	KAYANNE	46	FLOKON	56	AVIRON	66	LIVIA	76	FRESNEL
7	FLOKON	17	CURLING	27	AVENGER	37	SALAMANCA	47	Cartouche	57	ENDURO	67	ASTRONAUTE	77	MYTHIC
8	ASTRONAUTE	18	BALLTRAP	28	FURIOUS	38	AVIRON	48	Guifredo	58	ISARD	68	CURLING	78	COMANCHE
9	COMANCHE	19	AUDIT	29	FRESNEL	39	ENDURO	49	AVENGER	59	GANGSTER	69	KAYANNE	79	BALLTRAP
10	GANGSTER	20	LIVIA	30	MYTHIC	40	Guifredo	50	FURIOUS	60	AUDIT	70	BORDURA	80	SALAMANCA

BORDURA AUDIT

ASPERSOR

GUISANTE GRANO. SARIÑENA 2016-2017

Resumen del Procedimiento

Variable dependiente: Producción
Factor: Variedad

Número de observaciones: 80
Número de niveles: 20

Resumen Estadístico para Producción

Variedad	Frecuencia	Media	Varianza	Desviación típica
ASTRONAUTE	4	4622,25	74190,9	272,38
AUDIT	4	5621,25	250892,0	500,891
AVENGER	4	6370,0	944605,0	971,908
AVIRON	4	4762,25	110494,0	332,407
BALLTRAP	4	3554,25	20074,9	141,686
BORDURA	4	4647,5	254754,0	504,731
CARTOUCHE	4	4248,0	252658,0	502,651
COMANCHE	4	5794,25	841890,0	917,546
CURLING	4	4736,0	520574,0	721,508
ENDURO (T)	4	4837,75	204339,0	452,039
FLOKON	4	4219,25	653161,0	808,184
FRESNEL	4	3755,75	520495,0	721,453
FURIOUS	4	4956,25	591931,0	769,37
GANGSTER	4	2715,5	209635,0	457,859
GUIFREDO	4	3613,0	107329,0	327,612
ISARD	4	3413,5	55527,0	235,642
KAYANNE	4	4919,5	1,01088E6	1005,42
LIVIA	4	4764,0	305845,0	553,032
MYTHIC	4	5220,25	428364,0	654,495
SALAMANCA	4	5688,25	449133,0	670,174
Total	80	4622,94	1,08274E6	1040,55

Variedad	Mínimo	Máximo	Rango	Coef. de variación
ASTRONAUTE	4406,0	5004,0	598,0	5,8928%
AUDIT	5140,0	6313,0	1173,0	8,91068%
AVENGER	5492,0	7538,0	2046,0	15,2576%
AVIRON	4391,0	5199,0	808,0	6,98004%
BALLTRAP	3392,0	3687,0	295,0	3,98638%
BORDURA	3932,0	5043,0	1111,0	10,8603%
CARTOUCHE	3624,0	4855,0	1231,0	11,8327%
COMANCHE	5007,0	6923,0	1916,0	15,8355%
CURLING	3791,0	5532,0	1741,0	15,2345%
ENDURO (T)	4204,0	5261,0	1057,0	9,34398%
FLOKON	3594,0	5342,0	1748,0	19,1547%
FRESNEL	3186,0	4772,0	1586,0	19,2093%
FURIOUS	4130,0	5977,0	1847,0	15,5232%
GANGSTER	2029,0	2957,0	928,0	16,861%
GUIFREDO	3188,0	3986,0	798,0	9,06758%
ISARD	3157,0	3712,0	555,0	6,90323%
KAYANNE	3609,0	6054,0	2445,0	20,4375%
LIVIA	4009,0	5240,0	1231,0	11,6086%
MYTHIC	4244,0	5619,0	1375,0	12,5376%
SALAMANCA	4758,0	6209,0	1451,0	11,7817%
Total	2029,0	7538,0	5509,0	13,5084%

Tabla ANOVA para Producción según Variedad

Análisis de la Varianza

Fuente	Sumas de cuad.	Gl	Cuadrado Medio	Cociente-F	P-Valor
Entre grupos	6,21163E7	19	3,26928E6	8,38	0,0000
Intra grupos	2,34203E7	60	390338,0		
Total (Corr.)	8,55366E7	79			

Tabla de Medias para Producción según Variedad con 95,0 intervalos LSD

Variedad	Frec.	Media	Error Estándar (s agrupada)	Límite inf.	Límite sup.
ASTRONAUTE	4	4622,25	312,385	4180,4	5064,1
AUDIT	4	5621,25	312,385	5179,4	6063,1
AVENGER	4	6370,0	312,385	5928,15	6811,85
AVIRON	4	4762,25	312,385	4320,4	5204,1
BALLTRAP	4	3554,25	312,385	3112,4	3996,1
BORDURA	4	4647,5	312,385	4205,65	5089,35
CARTOUCHE	4	4248,0	312,385	3806,15	4689,85
COMANCHE	4	5794,25	312,385	5352,4	6236,1
CURLING	4	4736,0	312,385	4294,15	5177,85
ENDURO (T)	4	4837,75	312,385	4395,9	5279,6
FLOKON	4	4219,25	312,385	3777,4	4661,1
FRESNEL	4	3755,75	312,385	3313,9	4197,6
FURIOUS	4	4956,25	312,385	4514,4	5398,1
GANGSTER	4	2715,5	312,385	2273,65	3157,35
GUIFREDO	4	3613,0	312,385	3171,15	4054,85
ISARD	4	3413,5	312,385	2971,65	3855,35
KAYANNE	4	4919,5	312,385	4477,65	5361,35
LIVIA	4	4764,0	312,385	4322,15	5205,85
MYTHIC	4	5220,25	312,385	4778,4	5662,1
SALAMANCA	4	5688,25	312,385	5246,4	6130,1
Total	80	4622,94			

Contraste Múltiple de Rango para Producción según Variedad

Método: 95,0 porcentaje Newman-Keuls

Variedad	Frec.	Media	Grupos homogéneos
GANGSTER	4	2715,5	X
ISARD	4	3413,5	XX
BALLTRAP	4	3554,25	XX
GUIFREDO	4	3613,0	XX
FRESNEL	4	3755,75	XXX
FLOKON	4	4219,25	XXX
CARTOUCHE	4	4248,0	XXX
ASTRONAUTE	4	4622,25	XXXX
BORDURA	4	4647,5	XXXX
CURLING	4	4736,0	XXXX
AVIRON	4	4762,25	XXXX
LIVIA	4	4764,0	XXXX
ENDURO (T)	4	4837,75	XXXX
KAYANNE	4	4919,5	XXXX
FURIOUS	4	4956,25	XXXX
MYTHIC	4	5220,25	XXXX
AUDIT	4	5621,25	XXX
SALAMANCA	4	5688,25	XXX
COMANCHE	4	5794,25	XX
AVENGER	4	6370,0	X

GUISANTE SARIÑENA 2016-2017

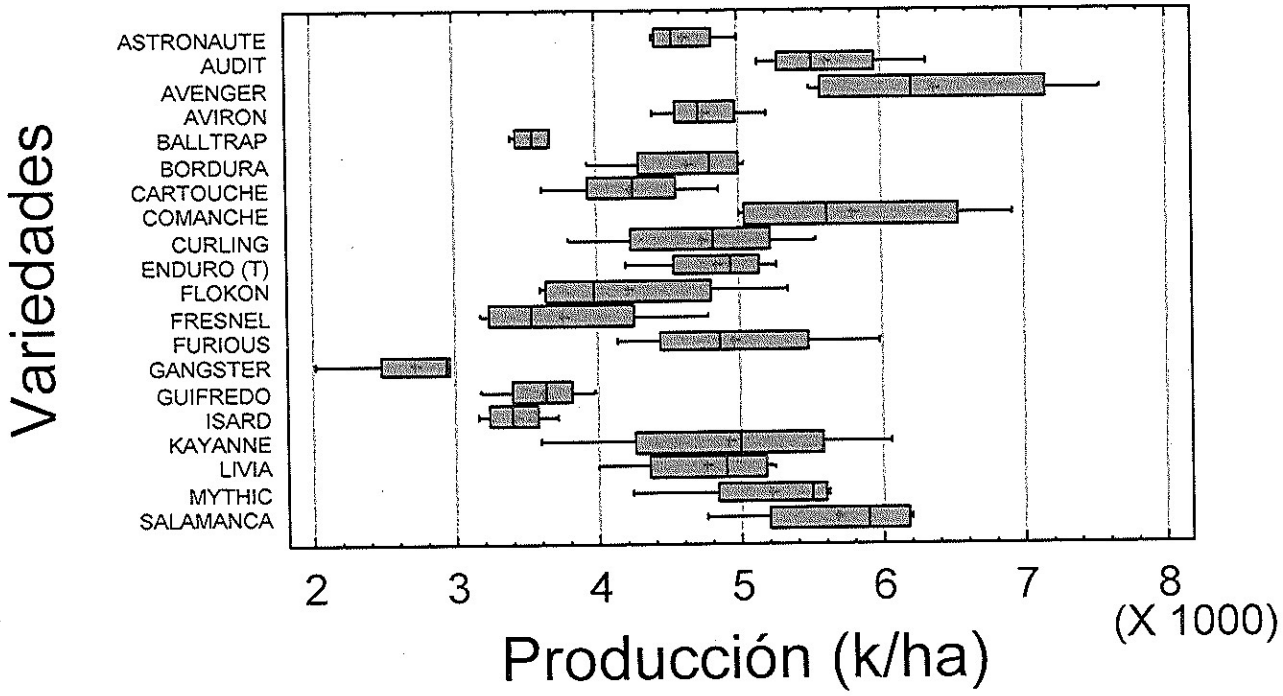

GUISANTE SARIÑENA
2016-2017

	Variedad	R1	R2	R3	R4	MEDIA	Indice	Had	PE gr/l	CV. variedad	Floración	Altura
1	ASTRONAUTE	4.406	4.630	4.449	5.004	4.622	96%	9,3	72,1	5,9%	17-abr	65
2	AUDIT	5.415	5.140	6.313	5.617	5.621	116%	8,6	75,9	8,9%	17-abr	60
3	AVENGER	6.798	5.492	5.652	7.538	6.370	132%	10,1	72,6	15,3%	17-abr	75
4	AVIRON	4.391	5.199	4.710	4.749	4.762	98%	10,2	76,3	7,0%	17-abr	80
5	BALLTRAP	3.392	3.480	3.687	3.658	3.554	73%	11,9	71,0	4,0%	20-abr	70
6	BORDURA	4.957	4.658	3.932	5.043	4.647	96%	7,9	74,8	10,9%	17-abr	75
7	CARTOUCHE	3.624	4.258	4.855	4.255	4.248	88%	9,2	73,7	11,8%	24-abr	75
8	COMANCHE	6.159	5.007	5.088	6.923	5.795	120%	11,0	69,2	15,8%	20-abr	70
9	CURLING	4.920	4.701	3.791	5.532	4.736	98%	9,9	75,0	15,2%	20-abr	70
10	ENDURO (T)	5.261	5.014	4.204	4.872	4.838	100%	10,3	76,2	9,3%	17-abr	50
11	FLOKON	3.667	5.342	3.594	4.274	4.219	87%	10,6	63,1	19,2%	17-abr	70
12	FRESNEL	3.186	4.772	3.304	3.761	3.756	78%	8,9	77,6	19,2%	17-abr	80
13	FURIOUS	5.977	4.986	4.130	4.732	4.956	102%	8,9	76,3	15,5%	17-abr	80
14	GANGSTER	2.029	2.926	2.957	2.950	2.715	56%	9,1	69,1	16,9%	20-abr	70
15	GUIFREDO	3.986	3.618	3.188	3.660	3.613	75%	11,0	70,2	9,1%	20-abr	80
16	ISARD	3.712	3.157	3.466	3.319	3.414	71%	11,0	67,7	6,9%	17-abr	70
17	KAYANNE	4.928	6.054	5.087	3.609	4.919	102%	9,0	70,0	20,4%	17-abr	70
18	LIVIA	5.240	4.009	5.106	4.701	4.764	98%	11,0	73,1	11,6%	17-abr	80
19	MYTHIC	5.565	4.244	5.619	5.453	5.220	108%	9,5	72,9	12,5%	17-abr	65
20	SALAMANCA	6.145	4.758	6.209	5.641	5.688	118%	8,7	77,1	11,8%	17-abr	75
	MEDIA	4.688	4.572	4.467	4.765	4.623						

	Variedad	R1	R2	R3	R4	MEDIA	Indice	Had	PE gr/l	CV. variedad	Floración	Altura
1	AVENGER	6.798	5.492	5.652	7.538	6.370	132%	10,1	72,6	15,3%	17-abr	75
2	COMANCHE	6.159	5.007	5.088	6.923	5.795	120%	11,0	69,2	15,8%	20-abr	70
3	SALAMANCA	6.145	4.758	6.209	5.641	5.688	118%	8,7	77,1	11,8%	17-abr	75
4	AUDIT	5.415	5.140	6.313	5.617	5.621	116%	8,6	75,9	8,9%	17-abr	60
5	MYTHIC	5.565	4.244	5.619	5.453	5.220	108%	9,5	72,9	12,5%	17-abr	65
6	FURIOUS	5.977	4.986	4.130	4.732	4.956	102%	8,9	76,3	15,5%	17-abr	80
7	KAYANNE	4.928	6.054	5.087	3.609	4.919	102%	9,0	70,0	20,4%	17-abr	70
8	ENDURO (T)	5.261	5.014	4.204	4.872	4.838	100%	10,3	76,2	9,3%	17-abr	50
9	LIVIA	5.240	4.009	5.106	4.701	4.764	98%	11,0	73,1	11,6%	17-abr	80
10	AVIRON	4.391	5.199	4.710	4.749	4.762	98%	10,2	76,3	7,0%	17-abr	80
11	CURLING	4.920	4.701	3.791	5.532	4.736	98%	9,9	75,0	15,2%	20-abr	70
12	BORDURA	4.957	4.658	3.932	5.043	4.647	96%	7,9	74,8	10,9%	17-abr	75
13	ASTRONAUTE	4.406	4.630	4.449	5.004	4.622	96%	9,3	72,1	5,9%	17-abr	65
14	CARTOUCHE	3.624	4.258	4.855	4.255	4.248	88%	9,2	73,7	11,8%	24-abr	75
15	FLOKON	3.667	5.342	3.594	4.274	4.219	87%	10,6	63,1	19,2%	17-abr	70
16	FRESNEL	3.186	4.772	3.304	3.761	3.756	78%	8,9	77,6	19,2%	17-abr	80
17	GUIFREDO	3.986	3.618	3.188	3.660	3.613	75%	11,0	70,2	9,1%	20-abr	80
18	BALLTRAP	3.392	3.480	3.687	3.658	3.554	73%	11,9	71,0	4,0%	20-abr	70
19	ISARD	3.712	3.157	3.466	3.319	3.414	71%	11,0	67,7	6,9%	17-abr	70
20	GANGSTER	2.029	2.926	2.957	2.950	2.715	56%	9,1	69,1	16,9%	20-abr	70
	MEDIA	4.688	4.572	4.467	4.765	4.623						

GUISANTE SARIÑENA 2016-2017

Variedad	Bloque1	Bloque2	Bloque3	Bloque4	Medias	Indice	CV. variedad
AVENGER	6.798	5.492	5.652	7.538	6.370	132%	15,3%
COMANCHE	6.159	5.007	5.088	6.923	5.795	120%	15,8%
SALAMANCA	6.145	4.758	6.209	5.641	5.688	118%	11,8%
AUDIT	5.415	5.140	6.313	5.617	5.621	116%	8,9%
MYTHIC	5.565	4.244	5.619	5.453	5.220	108%	12,5%
FURIOUS	5.977	4.986	4.130	4.732	4.956	102%	15,5%
KAYANNE	4.928	6.054	5.087	3.609	4.919	102%	20,4%
ENDURO (T)	5.261	5.014	4.204	4.872	4.838	100%	9,3%
LIVIA	5.240	4.009	5.106	4.701	4.764	98%	11,6%
AVIRON	4.391	5.199	4.710	4.749	4.762	98%	7,0%
CURLING	4.920	4.701	3.791	5.532	4.736	98%	15,2%
BORDURA	4.957	4.658	3.932	5.043	4.647	96%	10,9%
ASTRONAUTE	4.406	4.630	4.449	5.004	4.622	96%	5,9%
CARTOUCHE	3.624	4.258	4.855	4.255	4.248	88%	11,8%
FLOKON	3.667	5.342	3.594	4.274	4.219	87%	19,2%
FRESNEL	3.186	4.772	3.304	3.761	3.756	78%	19,2%
GUIFREDO	3.986	3.618	3.188	3.660	3.613	75%	9,1%
BALLTRAP	3.392	3.480	3.687	3.658	3.554	73%	4,0%
ISARD	3.712	3.157	3.466	3.319	3.414	71%	6,9%
GANGSTER	2.029	2.926	2.957	2.950	2.715	56%	16,9%
Medias	4.688	4.572	4.467	4.765	4.623		

Tratamientos	20
Bloques	4
Parcelas	80

	SC	GL	CM	F cal	F 99%
Tc	1.709.712.129				
Total	85.541.816	79			
Tratamientos	62.119.930	19	3.269.470	8,32	2,24
Bloques	1.021.553	3	340.518	0,87	4,15
Error	22.400.333	57	392.988		
CV				**13,6%**	
dsm 95%		2,00	443,3	887,6	
dsm 99%		2,66	443,3	1.181,3	

CEBADAS HÍBRIDAS SYNGENTA SARIÑENA
2016-2017

R2

ASPERSOR															
BORDURA															
1	JALLON	20	B	21	YURIKO	40	B	41	JALLON	60	B	61	JETTOO	80	B
2	ZOO	19	B	22	SMOOTH	39	B	42	SY 215337	59	B	62	ZOO	79	B
3	SMOOTH	18	YURIKO	23	VOLLEY	38	SY 214228	43	SY 215378	58	SY 213139	63	SY 213139	78	SMOOTH
4	HOOK	17	CARAT	24	SY 213139	37	SY 215378	44	SMOOTH	57	JETTOO	64	HISPANIC	77	SY 214228
5	JETTOO	16	COMETA	25	CARAT	36	ZOO	45	ZOO	56	SY 214228	65	SY 214293	76	SY 215325
6	SY 213139	15	VOLLEY	26	JETTOO	35	MESETA	46	HISPANIC	55	VOLLEY	66	VOLLEY	75	CARAT
7	SY 214228	14	HISPANIC	27	COMETA	34	SY 215338	47	YURIKO	54	MESETA	67	SY 215337	74	HOOK
8	SY 215378	13	MESETA	28	SY 215325	33	HOOK	48	SY 215338	53	COMETA	68	BORD.GRAPHIC	73	JALLON
9	SY 215338	12	SY 215325	29	SY 214293	32	HISPANIC	49	CARAT	52	SY 214293	69	SY 215338	72	MESETA
10	SY 214293	11	SY 215337	30	JALLON	31	SY 215337	50	SY 215325	51	HOOK	70	SY 215378	71	YURIKO
BORDURA															
ASPERSOR															

R4

Cebadas híbridas 2016-2017 Sariñena

Variedad	Bloque1	Bloque2	Bloque3	Bloque4	Medias	Indice	CV. variedad
ZOO	8.686	8.506	8.565	9.812	8.892	123%	6,9%
HOOK	7.246	7.816	7.401	10.536	8.250	114%	18,7%
SMOOTH	7.980	6.868	7.754	9.498	8.025	111%	13,6%
SY 215337	8.202	6.882	7.580	9.026	7.922	110%	11,5%
SY 214228	8.008	7.284	8.253	7.830	7.844	109%	5,2%
JALLON	7.768	6.307	8.101	9.191	7.842	109%	15,2%
COMETA (T)	7.061	7.672	7.460	8.427	7.655	106%	7,5%
SY 213139	7.218	7.457	7.636	8.308	7.654	106%	6,1%
SY 215378	7.232	8.276	7.029	8.017	7.638	106%	7,9%
YURIKO (T)	7.251	6.796	8.072	8.426	7.636	106%	9,8%
SY 214293	7.571	6.250	6.872	9.094	7.447	103%	16,4%
JETTOO	7.274	6.739	8.062	7.385	7.365	102%	7,4%
SY 215325	6.882	7.227	6.580	8.443	7.283	101%	11,2%
BORDURA 1	7.515	5.761	6.667	8.766	7.177	99%	17,8%
MESETA (T)	7.580	7.414	7.518	6.196	7.177	99%	9,2%
SY 215338	5.932	6.925	6.855	8.701	7.103	98%	16,3%
HISPANIC (T)	9.026	5.575	5.638	7.983	7.055	98%	24,5%
CARAT (T)	6.330	6.796	6.290	8.460	6.969	96%	14,6%
BORDURA 2	5.950	7.385	5.918	8.460	6.928	96%	17,7%
VOLLEY (T)	6.243	6.264	6.946	8.017	6.867	95%	12,1%
Medias	7.348	7.010	7.260	8.529	7.537		

Tratamientos	20
Bloques	4
Parcelas	80

	SC	GL	CM	F cal	F 99%
Tc	4.543.983.484				
Total	79.358.075	79			
Tratamientos	19.559.956	19	1.029.471	1,82	2,24
Bloques	27.475.190	3	9.158.397	16,15	4,15
Error	32.322.929	57	567.069		
CV				**10,0%**	
dsm 95%		2,00	532,5	1.066,3	
dsm 99%		2,66	532,5	1.419,0	

Cebada Híbridas Sariñena 2017

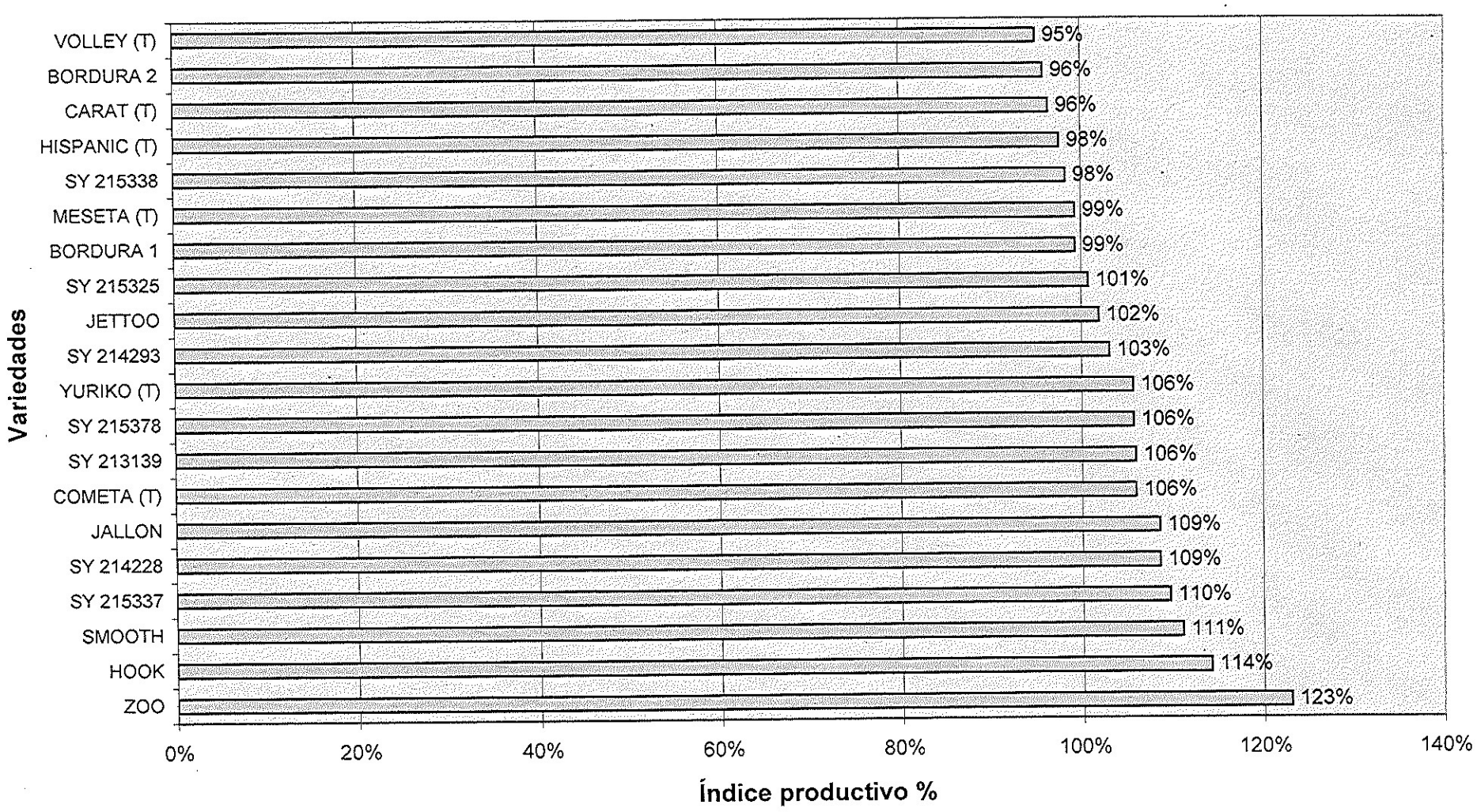

CEBADAS MALTERAS SYNGENTA SARIÑENA
2016-2017

ASPERSOR

BORDURA

	1	BORD PEWTER	11	SY 414477	21	PROPINO	31	SHAKIRA	41	SHUFFLE	51	SY 414473	
	2	SCRABBLE	12	FAIRING	22	SANETTE	32	BULLE	42	LAUREATE	52	SY 414477	
R1	3	BULLE	13	SY 415538	23	SHUFFLE	33	PEWTER	43	ECHO	53	SCRABBLE	R3
	4	SY 414473	14	LAUREATE	24	PEWTER	34	SANETTE	44	BORD PEWTER	54	PLANET	
	5	ECHO	15	SHAKIRA	25	PLANET	35	FAIRING	45	PROPINO	55	SY 415538	
	6	PEWTER	16	BULLE	26	BORD PEWTER	36	LAUREATE	46	SANETTE	56	SHUFFLE	
	7	SY 414477	17	SANETTE	27	SHAKIRA	37	BORD PEWTER	47	SY 414473	57	FAIRING	
R2	8	PLANET	18	SY 414473	28	SY 415538	38	PROPINO	48	PEWTER	58	SHAKIRA	R4
	9	SHUFFLE	19	PROPINO	29	SCRABBLE	39	SY 415538	49	SY 414477	59	ECHO	
	10	FAIRING	20	ECHO	30	LAUREATE	40	PLANET	50	SCRABBLE	60	BULLE	

BORDURA

ASPERSOR

	Variedad	R1	R2	R3	R4	MEDIA	Indice	Had	PE gr/l	CV. variedad	Altura
1	SY 415538	10.939	11.184	10.229	10.539	10.723	112%	10,1	67,3	3,9%	70
2	SY 414477	9.868	8.530	10.638	10.904	9.985	105%	10,3	63,8	10,7%	70
3	SY 414473	9.547	8.121	11.034	9.774	9.619	101%	9,9	62,0	12,4%	60
4	SHUFFLE	9.751	10.117	9.454	10.296	9.905	104%	10,6	62,1	3,8%	70
5	SHAKIRA	8.970	8.655	6.853	8.922	8.350	88%	9,9	63,1	12,1%	80
6	SCRABBLE	8.026	9.269	11.655	10.609	9.890	104%	10,2	62,3	16,0%	80
7	SANETTE	8.182	8.640	10.057	11.379	9.565	100%	10,2	62,2	15,2%	60
8	PROPINO	8.197	8.713	8.612	8.405	8.482	89%	10,8	64,3	2,7%	60
9	PLANET	10.073	9.620	7.268	10.278	9.310	98%	10,7	62,5	14,9%	65
10	PEWTER	8.626	8.231	8.355	9.224	8.609	90%	9,6	66,3	5,1%	80
11	LAUREATE	10.576	13.012	10.386	9.813	10.947	115%	10,3	61,8	12,9%	70
12	FAIRING	9.327	8.788	9.528	10.487	9.533	100%	10,2	63,7	7,4%	70
13	ECHO	9.693	7.652	9.497	12.122	9.741	102%	10,1	65,9	18,8%	55
14	BULLE	9.503	9.848	9.685	12.052	10.272	108%	10,6	61,9	11,6%	70
15	BORD PEWTER	7.120	8.567	8.097	8.908	8.173	86%	10,4	64,8	9,5%	70
	MEDIA	9.227	9.263	9.423	10.247	9.540					

	Variedad	R1	R2	R3	R4	MEDIA	Indice	Had	PE gr/l	CV. variedad	Altura
1	LAUREATE	10.576	13.012	10.386	9.813	10.947	115%	10,3	61,8	12,9%	70
2	SY 415538	10.939	11.184	10.229	10.539	10.723	112%	10,1	67,3	3,9%	70
3	BULLE	9.503	9.848	9.685	12.052	10.272	108%	10,6	61,9	11,6%	70
4	SY 414477	9.868	8.530	10.638	10.904	9.985	105%	10,3	63,8	10,7%	70
5	SHUFFLE	9.751	10.117	9.454	10.296	9.905	104%	10,6	62,1	3,8%	70
6	SCRABBLE	8.026	9.269	11.655	10.609	9.890	104%	10,2	62,3	16,0%	80
7	ECHO	9.693	7.652	9.497	12.122	9.741	102%	10,1	65,9	18,8%	55
8	SY 414473	9.547	8.121	11.034	9.774	9.619	101%	9,9	62,0	12,4%	60
9	SANETTE	8.182	8.640	10.057	11.379	9.565	100%	10,2	62,2	15,2%	60
10	FAIRING	9.327	8.788	9.528	10.487	9.533	100%	10,2	63,7	7,4%	70
11	PLANET	10.073	9.620	7.268	10.278	9.310	98%	10,7	62,5	14,9%	65
12	PEWTER	8.626	8.231	8.355	9.224	8.609	90%	9,6	66,3	5,1%	80
13	PROPINO	8.197	8.713	8.612	8.405	8.482	89%	10,8	64,3	2,7%	60
14	SHAKIRA	8.970	8.655	6.853	8.922	8.350	88%	9,9	63,1	12,1%	80
15	BORD PEWTER	7.120	8.567	8.097	8.908	8.173	86%	10,4	64,8	9,5%	70
	MEDIA	9.227	9.263	9.423	10.247	9.540					

Cebadas malteras Syngenta
Sariñena 2017

Variedad	Bloque1	Bloque2	Bloque3	Bloque4	Medias	Indice	CV. variedad
LAUREATE	10.576	13.012	10.386	9.813	10.947	115%	12,9%
SY 415538	10.939	11.184	10.229	10.539	10.723	112%	3,9%
BULLE	9.503	9.848	9.685	12.052	10.272	108%	11,6%
SY 414477	9.868	8.530	10.638	10.904	9.985	105%	10,7%
SHUFFLE	9.751	10.117	9.454	10.296	9.905	104%	3,8%
SCRABBLE	8.026	9.269	11.655	10.609	9.890	104%	16,0%
ECHO	9.693	7.652	9.497	12.122	9.741	102%	18,8%
SY 414473	9.547	8.121	11.034	9.774	9.619	101%	12,4%
SANETTE	8.182	8.640	10.057	11.379	9.565	100%	15,2%
FAIRING	9.327	8.788	9.528	10.487	9.533	100%	7,4%
PLANET	10.073	9.620	7.268	10.278	9.310	98%	14,9%
PEWTER	8.626	8.231	8.355	9.224	8.609	90%	5,1%
PROPINO	8.197	8.713	8.612	8.405	8.482	89%	2,7%
SHAKIRA	8.970	8.655	6.853	8.922	8.350	88%	12,1%
BORD PEWTER	7.120	8.567	8.097	8.908	8.173	86%	9,5%
Medias	9.227	9.263	9.423	10.247	9.540		

Tratamientos	15
Bloques	4
Parcelas	60

	SC	GL	CM	F cal	F 99%
Tc	5.460.852.829				
Total	94.666.656	59			
Tratamientos	38.957.874	14	2.782.705	2,58	2,54
Bloques	10.335.420	3	3.445.140	3,19	4,29
Error	45.373.362	42	1.080.318		
CV				**10,9%**	
dsm 95%		2,02	735,0	1.483,2	
dsm 99%		2,70	735,0	1.983,0	

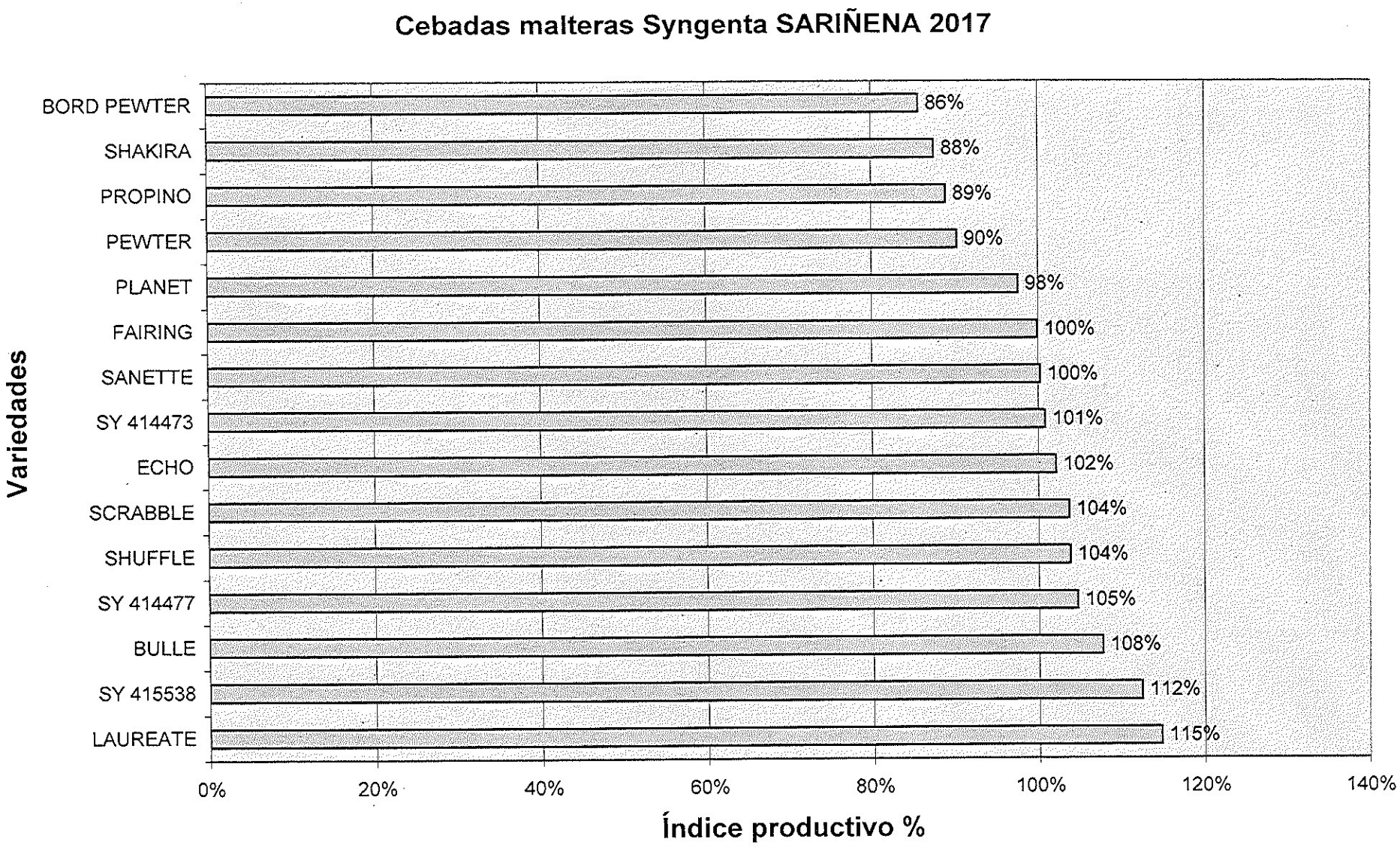
Cebadas malteras Syngenta SARIÑENA 2017
Variedades
BORD PEWTER
SHAKIRA
PROPINO
PEWTER
PLANET
FAIRING
SANETTE
SY 414473
ECHO
SCRABBLE
SHUFFLE
SY 414477
BULLE
SY 415538
LAUREATE
86%
88%
89%
90%
98%
100%
100%
101%
102%
104%
104%
105%
108%
112%
115%
0%
20%
40%
60%
80%
100%
120%
140%
Índice productivo %

TRIGO BLANDO SARIÑENA
2016-2017

ASPERSOR

BORDURA

1	CAMARGO	19	LAGASCA	37	COMPLICE	55	TOSKANI	73	ARTUR NICK	91	BONIFACIO	109	BOTTICELLI	127	LG TRAFALGAR
2	ARAYO	20	INGENIO	38	LG ROSENDO	56	GAZUL	74	LG AFICION	92	ISENGRAIN	110	RGT MONTECARLO	128	COMPLICE
3	MARCOPOLO	21	RGT POBLADO	39	ARTUR NICK	57	RGT PARAISO	75	LG ROSENDO	93	LG ALBUFERA	111	LG ACORAZADO	129	BASMATI
4	LG TRAFALGAR	22	SOTHIS	40	CHAMBO	58	RGT MONTECARLO	76	FILON	94	LAVANDOU	112	MARCOPOLO	130	BASILIO
5	RGT SACRAMENTO	23	FILON	41	RGT TOCAYO	59	SOLEHIO	77	RGT PARAISO	95	COSMIC	113	INGENIO	131	LAGASCA

BORDURA POR HIDRANTE

6	GAZUL	24	RGT SACRAMENTO	42	FALADO	60	BONIFACIO	78	LAVANDOU	96	PIBRAC	114	LG MAURO	132	RGT POBLADO
7	LG MAURO	25	BASMATI	43	NEMO	61	ISENGRAIN	79	CHAMBO	97	SOLEHIO	115	CAMARGO	133	NOGAL
8	COSMIC	26	LG AFICION	44	BASILIO	62	LG ACORAZADO	80	RGT ALGORITMO	98	TOSKANI	116	NEMO	134	PIBRAC
9	LG ALBUFERA	27	NOGAL	45	RGT ALGORITMO	63	BOTTICELLI	81	FALADO	99	SOTHIS	117	RGT TOCAYO	135	ARAYO

BORDURA

ASPERSOR

BORDURA

10	RGT PARAISO	28	LG ALBUFERA	46	TOSKANI	64	CHAMBO	82	NEMO	100	RGT MONTECARLO	118	COSMIC	136	FILON
11	LAVANDOU	29	LG MAURO	47	LG ACORAZADO	65	COMPLICE	83	LAGASCA	101	MARCOPOLO	119	LG TRAFALGAR	137	LG ROSENDO
12	NEMO	30	SOLEHIO	48	LG TRAFALGAR	66	MARCOPOLO	84	LG ACORAZADO	102	RGT ALGORITMO	120	ARTUR NICK	138	SOTHIS
13	LAGASCA	31	RGT SACRAMENTO	49	ISENGRAIN	67	RGT ALGORITMO	85	LG ALBUFERA	103	GAZUL	121	LG AFICION	139	FALADO
14	GAZUL	32	ARTUR NICK	50	FILON	68	CAMARGO	86	ARAYO	104	CHAMBO	122	LAVANDOU	140	ISENGRAIN
15	LG AFICION	33	PIBRAC	51	FALADO	69	RGT TOCAYO	87	COMPLICE	105	INGENIO	123	SOLEHIO	141	BOTTICELLI
16	LG ROSENDO	34	RGT MONTECARLO	52	NOGAL	70	BONIFACIO	88	RGT POBLADO	106	PIBRAC	124	BASMATI	142	CAMARGO
17	BOTTICELLI	35	ARAYO	53	RGT POBLADO	71	COSMIC	89	BONIFACIO	107	BASILIO	125	TOSKANI	143	RGT SACRAMENTO
18	SOTHIS	36	BASILIO	54	INGENIO	72	BASMATI	90	RGT TOCAYO	108	LG MAURO	126	NOGAL	144	RGT PARAISO

BORDURA

BORDURA

ASPERSOR

TRIGO BLANDO GENVCE. SARIÑENA 2016-2017

Resumen del Procedimiento

Variable dependiente: Producción
Factor: Variedades

Número de observaciones: 144
Número de niveles: 36

Resumen Estadístico para Producción

Variedades	Frecuencia	Media	Varianza	Desviación típica
ARAYO	4	7128,75	515335,0	717,868
ARTUR NICK	4	7021,25	651601,0	807,218
BASILIO	4	4565,75	356368,0	596,966
BASMATI	4	7177,25	78059,6	279,391
BONIFACIO	4	6512,75	465430,0	682,224
BOTTICELLI	4	5311,25	87084,3	295,1
CAMARGO	4	3746,0	328978,0	573,566
CHAMBO	4	5422,0	553553,0	744,011
COMPLICE	4	5326,75	152056,0	389,943
COSMIC	4	5714,5	252086,0	502,082
FALADO	4	5255,25	243334,0	493,289
FILON	4	5332,0	17954,0	133,993
GAZUL	4	6340,25	230792,0	480,408
INGENIO	4	5116,25	117997,0	343,507
ISENGRAIN (T)	4	6312,75	758202,0	870,748
LAGASCA	4	6245,75	638581,0	799,113
LAVANDOU	4	4605,25	10672,9	103,31
LG ACORAZADO	4	6976,0	457217,0	676,178
LG AFICION	4	7456,5	897556,0	947,394
LG ALBUFERA	4	6636,75	649210,0	805,736
LG MAURO	4	6087,5	433004,0	658,03
LG ROSENDO	4	6180,25	146531,0	382,794
LG TRAFALGAR	4	6880,0	371717,0	609,686
MARCOPOLO	4	6493,75	732374,0	855,789
NEMO	4	7060,5	104770,0	323,681
NOGAL	4	5269,5	286953,0	535,68
PIBRAC	4	6800,0	221227,0	470,348
RGT ALGORITMO	4	7144,0	793892,0	891,006
RGT MONTECARLO	4	4401,0	22232,7	149,106
RGT PARAISO	4	7163,5	197870,0	444,825
RGT POBLADO	4	6645,5	325811,0	570,799
RGT SACRAMENTO	4	7047,5	288356,0	536,988
RGT TOCAYO	4	8579,0	1,05045E6	1024,91
SOLEHIO	4	5515,25	162071,0	402,58
SOTHIS	4	4817,25	185426,0	430,611
TOSKANI	4	5175,0	105589,0	324,944
Total	144	6096,18	1,35154E6	1162,56

Variedades	Mínimo	Máximo	Rango	Coef. de variación
ARAYO	6477,0	7763,0	1286,0	10,07%
ARTUR NICK	6404,0	8168,0	1764,0	11,4968%
BASILIO	3830,0	5268,0	1438,0	13,0749%
BASMATI	6760,0	7348,0	588,0	3,89274%
BONIFACIO	5928,0	7217,0	1289,0	10,4752%
BOTTICELLI	4950,0	5603,0	653,0	5,55614%
CAMARGO	3177,0	4526,0	1349,0	15,3114%
CHAMBO	4420,0	6199,0	1779,0	13,7221%
COMPLICE	4928,0	5733,0	805,0	7,32047%
COSMIC	5057,0	6279,0	1222,0	8,78611%
FALADO	4532,0	5594,0	1062,0	9,3866%
FILON	5161,0	5468,0	307,0	2,51299%
GAZUL	5670,0	6795,0	1125,0	7,57711%
INGENIO	4839,0	5558,0	719,0	6,71403%
ISENGRAIN (T)	5651,0	7594,0	1943,0	13,7935%
LAGASCA	5285,0	7237,0	1952,0	12,7945%
LAVANDOU	4518,0	4741,0	223,0	2,24331%
LG ACORAZADO	6027,0	7493,0	1466,0	9,69293%
LG AFICION	6645,0	8779,0	2134,0	12,7056%
LG ALBUFERA	5962,0	7807,0	1845,0	12,1405%
LG MAURO	5335,0	6923,0	1588,0	10,8095%
LG ROSENDO	5620,0	6473,0	853,0	6,19382%
LG TRAFALGAR	6140,0	7630,0	1490,0	8,86171%
MARCOPOLO	5797,0	7681,0	1884,0	13,1787%
NEMO	6624,0	7362,0	738,0	4,5844%
NOGAL	4476,0	5652,0	1176,0	10,1657%
PIBRAC	6265,0	7251,0	986,0	6,91688%
RGT ALGORITMO	6075,0	7935,0	1860,0	12,4721%
RGT MONTECARLO	4254,0	4561,0	307,0	3,38801%
RGT PARAISO	6602,0	7683,0	1081,0	6,20961%
RGT POBLADO	6067,0	7210,0	1143,0	8,58925%
RGT SACRAMENTO	6300,0	7566,0	1266,0	7,61956%
RGT TOCAYO	7335,0	9833,0	2498,0	11,9468%
SOLEHIO	5161,0	5906,0	745,0	7,2994%
SOTHIS	4313,0	5359,0	1046,0	8,93893%
TOSKANI	4899,0	5572,0	673,0	6,27911%
Total	3177,0	9833,0	6656,0	7,6703%

Tabla ANOVA para Producción según Variedades

Análisis de la Varianza

Fuente	Sumas de cuad.	Gl	Cuadrado Medio	Cociente-F	P-Valor
Entre grupos	1,54599E8	35	4,41712E6	12,34	0,0000
Intra grupos	3,8671E7	108	358065,0		
Total (Corr.)	1,9327E8	143			

Tabla de Medias para Producción según Variedades con 95,0 intervalos LSD

Variedades	Frec.	Media	Error Estándar (s agrupada)	Límite inf.	Límite sup.
ARAYO	4	7128,75	299,193	6709,4	7548,1
ARTUR NICK	4	7021,25	299,193	6601,9	7440,6
BASILIO	4	4565,75	299,193	4146,4	4985,1
BASMATI	4	7177,25	299,193	6757,9	7596,6
BONIFACIO	4	6512,75	299,193	6093,4	6932,1
BOTTICELLI	4	5311,25	299,193	4891,9	5730,6
CAMARGO	4	3746,0	299,193	3326,65	4165,35
CHAMBO	4	5422,0	299,193	5002,65	5841,35
COMPLICE	4	5326,75	299,193	4907,4	5746,1
COSMIC	4	5714,5	299,193	5295,15	6133,85
FALADO	4	5255,25	299,193	4835,9	5674,6
FILON	4	5332,0	299,193	4912,65	5751,35
GAZUL	4	6340,25	299,193	5920,9	6759,6
INGENIO	4	5116,25	299,193	4696,9	5535,6
ISENGRAIN (T)	4	6312,75	299,193	5893,4	6732,1
LAGASCA	4	6245,75	299,193	5826,4	6665,1
LAVANDOU	4	4605,25	299,193	4185,9	5024,6
LG ACORAZADO	4	6976,0	299,193	6556,65	7395,35
LG AFICION	4	7456,5	299,193	7037,15	7875,85
LG ALBUFERA	4	6636,75	299,193	6217,4	7056,1
LG MAURO	4	6087,5	299,193	5668,15	6506,85
LG ROSENDO	4	6180,25	299,193	5760,9	6599,6
LG TRAFALGAR	4	6880,0	299,193	6460,65	7299,35
MARCOPOLO	4	6493,75	299,193	6074,4	6913,1
NEMO	4	7060,5	299,193	6641,15	7479,85
NOGAL	4	5269,5	299,193	4850,15	5688,85
PIBRAC	4	6800,0	299,193	6380,65	7219,35
RGT ALGORITMO	4	7144,0	299,193	6724,65	7563,35
RGT MONTECARLO	4	4401,0	299,193	3981,65	4820,35
RGT PARAISO	4	7163,5	299,193	6744,15	7582,85
RGT POBLADO	4	6645,5	299,193	6226,15	7064,85
RGT SACRAMENTO	4	7047,5	299,193	6628,15	7466,85
RGT TOCAYO	4	8579,0	299,193	8159,65	8998,35
SOLEHIO	4	5515,25	299,193	5095,9	5934,6
SOTHIS	4	4817,25	299,193	4397,9	5236,6
TOSKANI	4	5175,0	299,193	4755,65	5594,35
Total	144	6096,18			

Contraste Múltiple de Rango para Producción según Variedades

Método: 95,0 porcentaje Newman-Keuls

Variedades	Frec.	Media	Grupos homogéneos						
CAMARGO	4	3746,0	X						
RGT MONTECARLO	4	4401,0	XX						
BASILIO	4	4565,75	XX						
LAVANDOU	4	4605,25	XX						
SOTHIS	4	4817,25	XXX						
INGENIO	4	5116,25		XXX					
TOSKANI	4	5175,0		XXXX					
FALADO	4	5255,25		XXXX					
NOGAL	4	5269,5		XXXX					
BOTTICELLI	4	5311,25		XXXX					
COMPLICE	4	5326,75		XXXX					
FILON	4	5332,0		XXXX					
CHAMBO	4	5422,0		XXXXX					
SOLEHIO	4	5515,25		XXXXXX					
COSMIC	4	5714,5		XXXXXXX					
LG MAURO	4	6087,5			XXXXXXX				
LG ROSENDO	4	6180,25			XXXXXXX				
LAGASCA	4	6245,75			XXXXXXX				
ISENGRAIN (T)	4	6312,75			XXXXXX				
GAZUL	4	6340,25			XXXXXX				
MARCOPOLO	4	6493,75			XXXXXX				
BONIFACIO	4	6512,75			XXXXXX				
LG ALBUFERA	4	6636,75			XXXXX				
RGT POBLADO	4	6645,5			XXXXX				
PIBRAC	4	6800,0			XXXX				
LG TRAFALGAR	4	6880,0			XXX				
LG ACORAZADO	4	6976,0			XX				
ARTUR NICK	4	7021,25			XX				
RGT SACRAMENTO	4	7047,5			XX				
NEMO	4	7060,5			XX				
ARAYO	4	7128,75			XX				
RGT ALGORITMO	4	7144,0			XX				
RGT PARAISO	4	7163,5			XX				
BASMATI	4	7177,25			XX				
LG AFICION	4	7456,5			X				
RGT TOCAYO	4	8579,0				X			

TRIGO BLANDO SARIÑENA 2016-2017

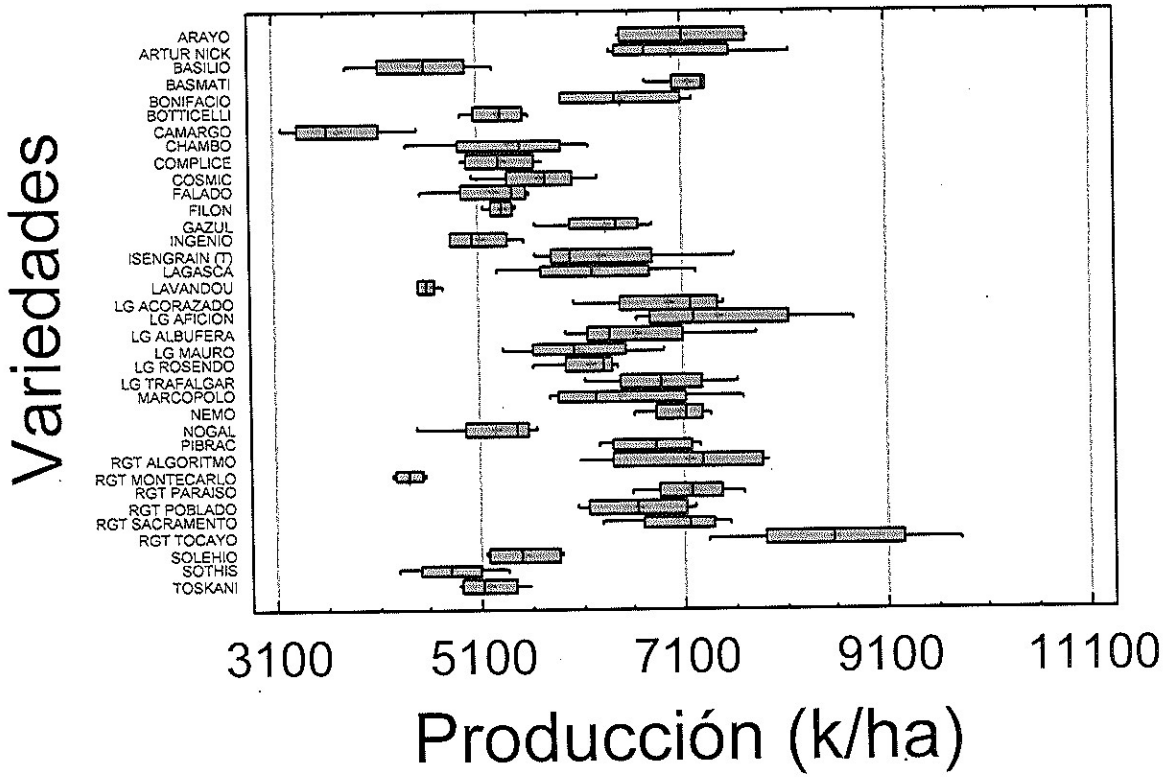

TBO SARIÑENA 2016-2017

	Variedad	R1	R2	R3	R4	MEDIA	Indice	Had	PE gr/l	CV. variedad	Espigado	Altura	TIPO
1	ARAYO	6.538	6.477	7.763	7.737	7.129	113%	12,6	74,0	10,1%	9-may	60	INV
2	ARTUR NICK	6.404	7.000	6.513	8.168	7.021	111%	13,1	76,6	11,5%	26-abr	75	PRIM
3	BASILIO	3.830	5.268	4.452	4.713	4.566	72%	13,3	74,0	13,1%	5-may	50	INV
4	BASMATI	7.317	7.348	6.760	7.284	7.177	114%	12,1	77,6	3,9%	11-may	70	INV
5	BONIFACIO	6.978	7.217	5.928	5.928	6.513	103%	13,4	73,3	10,5%	11-may	70	INV
6	BOTTICELLI	5.199	5.493	4.950	5.603	5.311	84%	13,7	74,6	5,6%	2-may	65	INV
7	CAMARGO	3.177	3.768	4.526	3.513	3.746	59%	11,9	75,1	15,3%	10-may	55	INV
8	CHAMBO	4.420	5.652	6.199	5.417	5.422	86%	12,5	69,9	13,7%	10-may	60	INV
9	COMPLICE	4.928	5.580	5.066	5.733	5.326	84%	13,1	74,1	7,3%	5-may	85	INV
10	COSMIC	5.057	5.739	6.279	5.783	5.715	91%	12,1	70,9	8,8%	10-may	65	INV
11	FALADO	5.594	5.543	4.532	5.352	5.255	83%	12,2	79,4	9,4%	10-may	70	INV
12	FILON	5.468	5.297	5.161	5.402	5.332	84%	11,8	75,0	2,5%	10-may	70	INV
13	GAZUL	6.795	5.670	6.529	6.367	6.340	100%	12,5	76,2	7,6%	29-abr	70	PRIM
14	INGENIO	4.839	5.558	5.219	4.849	5.116	81%	12,0	68,9	6,7%	7-may	80	INV
15	ISENGRAIN (T)	7.594	6.043	5.651	5.963	6.313	100%	13,4	74,3	13,8%	10-may	80	INV
16	LAGASCA	6.161	5.285	7.237	6.300	6.246	99%	12,8	79,7	12,8%	28-abr	75	INV
17	LAVANDOU	4.630	4.518	4.532	4.741	4.605	73%	12,0	69,0	2,2%	11-may	65	INV
18	LG ACORAZADO	7.493	6.957	7.427	6.027	6.976	111%	12,9	82,3	9,7%	28-abr	60	PRIM
19	LG AFICION	7.479	6.645	6.923	8.779	7.456	118%	12,1	77,2	12,7%	28-abr	65	PRIM
20	LG ALBUFERA	5.962	6.396	7.807	6.382	6.637	105%	12,0	71,7	12,1%	4-may	55	INV
21	LG MAURO	5.335	5.921	6.923	6.171	6.087	96%	12,5	71,1	10,8%	10-may	60	INV
22	LG ROSENDO	5.620	6.268	6.360	6.473	6.180	98%	13,9	78,1	6,2%	4-may	55	INV
23	LG TRAFALGAR	6.140	7.630	6.925	6.825	6.880	109%	12,9	78,2	8,9%	28-abr	65	PRIM
24	MARCOPOLO	5.947	7.681	6.550	5.797	6.494	103%	12,4	71,7	13,2%	10-may	70	INV
25	NEMO	6.624	7.362	7.237	7.019	7.060	112%	12,5	74,7	4,6%	10-may	75	INV
26	NOGAL	5.490	5.652	4.476	5.460	5.269	83%	12,6	71,9	10,2%	6-may	75	INV
27	PIBRAC	7.251	6.265	6.550	7.134	6.800	108%	12,6	62,0	6,9%	13-may	70	INV
28	RGT ALGORITMO	7.935	7.819	6.075	6.747	7.144	113%	13,4	76,5	12,5%	8-may	85	INV
29	RGT MONTECARLO	4.561	4.493	4.254	4.296	4.401	70%	12,0	68,8	3,4%	10-may	70	INV
30	RGT PARAISO	7.123	7.246	7.683	6.602	7.163	113%	13,6	78,0	6,2%	30-abr	65	PRIM
31	RGT POBLADO	6.250	7.210	6.067	7.055	6.645	105%	12,5	71,1	8,6%	5-may	85	PRIM
32	RGT SACRAMENTO	7.087	7.237	7.566	6.300	7.047	112%	12,3	77,4	7,6%	10-may	70	INV
33	RGT TOCAYO	8.449	9.833	8.699	7.335	8.579	136%	13,4	77,8	11,9%	29-abr	65	INV
34	SOLEHIO	5.161	5.906	5.175	5.819	5.515	87%	12,7	73,9	7,3%	11-may	70	INV
35	SOTHIS	4.736	4.861	4.313	5.359	4.817	76%	12,1	73,2	8,9%	10-may	65	INV
36	TOSKANI	5.572	4.899	4.920	5.309	5.175	82%	12,5	73,5	6,3%	6-may	70	INV
	MEDIA	5.976	6.215	6.090	6.104	6.096							

	Variedad	R1	R2	R3	R4	MEDIA	Indice	Had	PE gr/l	CV. variedad	Espigado	Altura	TIPO
	RGT TOCAYO	8.449	9.833	8.699	7.335	8.579	136%	13,4	77,8	11,9%	29-abr	65	INV
	LG AFICION	7.479	6.645	6.923	8.779	7.456	118%	12,1	77,2	12,7%	28-abr	65	PRIM
	BASMATI	7.317	7.348	6.760	7.284	7.177	114%	12,1	77,6	3,9%	11-may	70	INV
	RGT PARAISO	7.123	7.246	7.683	6.602	7.163	113%	13,6	78,0	6,2%	30-abr	65	PRIM
	RGT ALGORITMO	7.935	7.819	6.075	6.747	7.144	113%	13,4	76,5	12,5%	8-may	85	INV
	ARAYO	6.538	6.477	7.763	7.737	7.129	113%	12,6	74,0	10,1%	9-may	60	INV
	NEMO	6.624	7.362	7.237	7.019	7.060	112%	12,5	74,7	4,6%	10-may	75	INV
	RGT SACRAMENTO	7.087	7.237	7.566	6.300	7.047	112%	12,3	77,4	7,6%	10-may	70	INV
	ARTUR NICK	6.404	7.000	6.513	8.168	7.021	111%	13,1	76,6	11,5%	26-abr	75	PRIM
	LG ACORAZADO	7.493	6.957	7.427	6.027	6.976	111%	12,9	82,3	9,7%	28-abr	60	PRIM
	LG TRAFALGAR	6.140	7.630	6.925	6.825	6.880	109%	12,9	78,2	8,9%	28-abr	65	PRIM
	PIBRAC	7.251	6.265	6.550	7.134	6.800	108%	12,6	62,0	6,9%	13-may	70	INV
	RGT POBLADO	6.250	7.210	6.067	7.055	6.645	105%	12,5	71,1	8,6%	5-may	85	PRIM
	LG ALBUFERA	5.962	6.396	7.807	6.382	6.637	105%	12,0	71,7	12,1%	4-may	55	INV
	BONIFACIO	6.978	7.217	5.928	5.928	6.513	103%	13,4	73,3	10,5%	11-may	70	INV
	MARCOPOLO	5.947	7.681	6.550	5.797	6.494	103%	12,4	71,7	13,2%	10-may	70	INV
	GAZUL	6.795	5.670	6.529	6.367	6.340	100%	12,5	76,2	7,6%	29-abr	70	PRIM
	ISENGRAIN (T)	7.594	6.043	5.651	5.963	6.313	100%	13,4	74,3	13,8%	10-may	80	INV
	LAGASCA	6.161	5.285	7.237	6.300	6.246	99%	12,8	79,7	12,8%	28-abr	75	INV
	LG ROSENDO	5.620	6.268	6.360	6.473	6.180	98%	13,9	78,1	6,2%	4-may	55	INV
	LG MAURO	5.335	5.921	6.923	6.171	6.087	96%	12,5	71,1	10,8%	10-may	60	INV
	COSMIC	5.057	5.739	6.279	5.783	5.715	91%	12,1	70,9	8,8%	10-may	65	INV
	SOLEHIO	5.161	5.906	5.175	5.819	5.515	87%	12,7	73,9	7,3%	11-may	70	INV
	CHAMBO	4.420	5.652	6.199	5.417	5.422	86%	12,5	69,9	13,7%	10-may	60	INV
	FILON	5.468	5.297	5.161	5.402	5.332	84%	11,8	75,0	2,5%	10-may	70	INV
	COMPLICE	4.928	5.580	5.066	5.733	5.326	84%	13,1	74,1	7,3%	5-may	85	INV
	BOTTICELLI	5.199	5.493	4.950	5.603	5.311	84%	13,7	74,6	5,6%	2-may	65	INV
	NOGAL	5.490	5.652	4.476	5.460	5.269	83%	12,6	71,9	10,2%	6-may	75	INV
	FALADO	5.594	5.543	4.532	5.352	5.255	83%	12,2	79,4	9,4%	10-may	70	INV
	TOSKANI	5.572	4.899	4.920	5.309	5.175	82%	12,5	73,5	6,3%	6-may	70	INV
	INGENIO	4.839	5.558	5.219	4.849	5.116	81%	12,0	68,9	6,7%	7-may	80	INV
	SOTHIS	4.736	4.861	4.313	5.359	4.817	76%	12,1	73,2	8,9%	10-may	65	INV
	LAVANDOU	4.630	4.518	4.532	4.741	4.605	73%	12,0	69,0	2,2%	11-may	65	INV
	BASILIO	3.830	5.268	4.452	4.713	4.566	72%	13,3	74,0	13,1%	5-may	50	INV
	RGT MONTECARLO	4.561	4.493	4.254	4.296	4.401	70%	12,0	68,8	3,4%	10-may	70	INV
	CAMARGO	3.177	3.768	4.526	3.513	3.746	59%	11,9	75,1	15,3%	10-may	55	INV
	MEDIA	5.322	5.560	5.420	5.470	5.443							

TBO GENVCE. SARIÑENA 2016-2017

Variedad	Bloque1	Bloque2	Bloque3	Bloque4	Medias	Indice	CV. variedad
RGT TOCAYO	8.449	9.833	8.699	7.335	8.579	136%	11,9%
LG AFICION	7.479	6.645	6.923	8.779	7.456	118%	12,7%
BASMATI	7.317	7.348	6.760	7.284	7.177	114%	3,9%
RGT PARAISO	7.123	7.246	7.683	6.602	7.163	113%	6,2%
RGT ALGORITMO	7.935	7.819	6.075	6.747	7.144	113%	12,5%
ARAYO	6.538	6.477	7.763	7.737	7.129	113%	10,1%
NEMO	6.624	7.362	7.237	7.019	7.060	112%	4,6%
RGT SACRAMENTO	7.087	7.237	7.566	6.300	7.047	112%	7,6%
ARTUR NICK	6.404	7.000	6.513	8.168	7.021	111%	11,5%
LG ACORAZADO	7.493	6.957	7.427	6.027	6.976	111%	9,7%
LG TRAFALGAR	6.140	7.630	6.925	6.825	6.880	109%	8,9%
PIBRAC	7.251	6.265	6.550	7.134	6.800	108%	6,9%
RGT POBLADO	6.250	7.210	6.067	7.055	6.645	105%	8,6%
LG ALBUFERA	5.962	6.396	7.807	6.382	6.637	105%	12,1%
BONIFACIO	6.978	7.217	5.928	5.928	6.513	103%	10,5%
MARCOPOLO	5.947	7.681	6.550	5.797	6.494	103%	13,2%
GAZUL	6.795	5.670	6.529	6.367	6.340	100%	7,6%
ISENGRAIN (T)	7.594	6.043	5.651	5.963	6.313	100%	13,8%
LAGASCA	6.161	5.285	7.237	6.300	6.246	99%	12,8%
LG ROSENDO	5.620	6.268	6.360	6.473	6.180	98%	6,2%
LG MAURO	5.335	5.921	6.923	6.171	6.087	96%	10,8%
COSMIC	5.057	5.739	6.279	5.783	5.715	91%	8,8%
SOLEHIO	5.161	5.906	5.175	5.819	5.515	87%	7,3%
CHAMBO	4.420	5.652	6.199	5.417	5.422	86%	13,7%
FILON	5.468	5.297	5.161	5.402	5.332	84%	2,5%
COMPLICE	4.928	5.580	5.066	5.733	5.326	84%	7,3%
BOTTICELLI	5.199	5.493	4.950	5.603	5.311	84%	5,6%
NOGAL	5.490	5.652	4.476	5.460	5.269	83%	10,2%
FALADO	5.594	5.543	4.532	5.352	5.255	83%	9,4%
TOSKANI	5.572	4.899	4.920	5.309	5.175	82%	6,3%
INGENIO	4.839	5.558	5.219	4.849	5.116	81%	6,7%
SOTHIS	4.736	4.861	4.313	5.359	4.817	76%	8,9%
LAVANDOU	4.630	4.518	4.532	4.741	4.605	73%	2,2%
BASILIO	3.830	5.268	4.452	4.713	4.566	72%	13,1%
RGT MONTECARLO	4.561	4.493	4.254	4.296	4.401	70%	3,4%
CAMARGO	3.177	3.768	4.526	3.513	3.746	59%	15,3%
Medias	5.976	6.215	6.090	6.104	6.096		

Tratamientos	36
Bloques	4
Parcelas	144

	SC	GL	CM	F cal	F 99%
Tc	5.351.485.980				
Total	193.270.136	143			
Tratamientos	154.594.094	35	4.416.974	12,32	1,83
Bloques	1.029.420	3	343.140	0,96	3,97
Error	37.646.621	105	358.539		
CV				**9,8%**	
dsm 95%		1,98	423,4	839,5	
dsm 99%		2,62	423,4	1.110,8	

TRIGOS DUROS SARIÑENA
2016-2017

ASPERSOR

1	TITTO FLAVIO	13	BORD.CLAUDIO 1	25	VINILO	37	OLIVADUR	49	08 RMS 007	61	ANVERGUR	73	RGT AVENTADUR	85	LG CONFIANZA
2	MONASTIR	14	OVIDIO	26	RGT AVENTADUR	38	ANTALIS	50	DORONDON	62	BORD.CLAUDIO 2	74	KENOBI	86	BORD.CLAUDIO 1
3	KALIDOU	15	ANVERGUR	27	SIMETO	39	MARTINUR	51	VINILO	63	DON RICARDO	75	AMILCAR	87	ANTALIS
4	BORD.CLAUDIO 2	16	AMILCAR	28	AVISPA	40	SCULPTUR	52	CLAUDIO	64	OLIVADUR	76	MONASTIR	88	SIMETO
5	LG CONFIANZA	17	CLAUDIO	29	RGT PARTITUR	41	KENOBI	53	MARTINUR	65	AVISPA	77	TEODORICO	89	TITTO FLAVIO
6	DON RICARDO	18	TEODORICO	30	DORONDON	42	08 RMS 007	54	OVIDIO	66	KALIDOU	78	RGT PARTITUR	90	SCULPTUR
7	SCULPTUR	19	VINILO	31	TEODORICO	43	LG CONFIANZA	55	BORD.CLAUDIO 1	67	MARTINUR	79	DON RICARDO	91	RGT PARTITUR
8	AVISPA	20	MONASTIR	32	08 RMS 007	44	BORD.CLAUDIO 1	56	RGT AVENTADUR	68	AMILCAR	80	TITTO FLAVIO	92	KENOBI
9	SIMETO	21	KENOBI	33	OVIDIO	45	DON RICARDO	57	SCULPTUR	69	MONASTIR	81	DORONDON	93	ANVERGUR
10	AMILCAR	22	KALIDOU	34	OLIVADUR	46	DORONDON	58	TEODORICO	70	SIMETO	82	ANTALIS	94	BORD.CLAUDIO 2
11	RGT PARTITUR	23	ANTALIS	35	TITTO FLAVIO	47	ANVERGUR	59	KALIDOU	71	08 RMS 007	83	CLAUDIO	95	VINILO
12	CLAUDIO	24	MARTINUR	36	BORD.CLAUDIO 2	48	RGT AVENTADUR	60	OLIVADUR	72	LG CONFIANZA	84	AVISPA	96	OVIDIO

ASPERSOR

R1 R2 R3 R4

TRIGO DURO. SARIÑENA 2016-2017

Resumen del Procedimiento

Variable dependiente: Producciones
Factor: Variedades

Número de observaciones: 96
Número de niveles: 24

Resumen Estadístico para Producciones

Variedades	Frecuencia	Media	Varianza	Desviación típica
08 RMS 007	4	7567,5	844553,0	918,996
AMILCAR	4	7374,25	431799,0	657,114
ANTALIS	4	6937,75	911910,0	954,94
ANVERGUR	4	7460,0	194131,0	440,603
AVISPA	4	7515,0	594070,0	770,759
BORDURA 1	4	6637,25	534210,0	730,896
BORDURA 2	4	6430,25	407405,0	638,283
CLAUDIO (T)	4	5888,5	282591,0	531,593
DON RICARDO	4	6148,25	785329,0	886,188
DORONDON	4	7153,5	324574,0	569,714
KALIDOU	4	5569,75	282896,0	531,88
KENOBI	4	7927,25	364116,0	603,42
LG CONFIANZA	4	7042,0	710925,0	843,163
MARTINUR	4	7258,25	366283,0	605,213
MONASTIR	4	7156,0	142765,0	377,842
OLIVADUR	4	8116,5	102900,0	320,78
OVIDIO	4	6752,0	589818,0	767,996
RGT AVENTADUR	4	6852,0	167546,0	409,324
RGT PARTITUR	4	7687,0	22632,0	150,439
SCULPTUR	4	6418,75	170284,0	412,655
SIMETO	4	5408,5	244911,0	494,885
TEODORICO	4	6508,0	671469,0	819,432
TITTO FLAVIO	4	7330,75	560896,0	748,93
VINILO	4	7705,75	216363,0	465,148
Total	96	6951,86	812277,0	901,264

Variedades	Mínimo	Máximo	Rango	Coef. de variación
08 RMS 007	6925,0	8877,0	1952,0	12,144%
AMILCAR	6636,0	8236,0	1600,0	8,91093%
ANTALIS	6050,0	8243,0	2193,0	13,7644%
ANVERGUR	7102,0	8095,0	993,0	5,90621%
AVISPA	6884,0	8553,0	1669,0	10,2563%
BORDURA 1	6123,0	7720,0	1597,0	11,012%
BORDURA 2	5719,0	7115,0	1396,0	9,92625%
CLAUDIO (T)	5229,0	6511,0	1282,0	9,02765%
DON RICARDO	5159,0	6909,0	1750,0	14,4137%
DORONDON	6511,0	7739,0	1228,0	7,96413%
KALIDOU	5004,0	6288,0	1284,0	9,54944%
KENOBI	7289,0	8485,0	1196,0	7,61198%
LG CONFIANZA	5936,0	7966,0	2030,0	11,9734%
MARTINUR	6574,0	8000,0	1426,0	8,33828%
MONASTIR	6862,0	7708,0	846,0	5,28007%
OLIVADUR	7731,0	8511,0	780,0	3,95219%
OVIDIO	6169,0	7858,0	1689,0	11,3743%
RGT AVENTADUR	6325,0	7273,0	948,0	5,97379%
RGT PARTITUR	7521,0	7827,0	306,0	1,95706%
SCULPTUR	6092,0	6965,0	873,0	6,4289%
SIMETO	4949,0	6071,0	1122,0	9,15013%
TEODORICO	5776,0	7459,0	1683,0	12,5911%
TITTO FLAVIO	6278,0	7925,0	1647,0	10,2163%
VINILO	7288,0	8336,0	1048,0	6,03638%
Total	4949,0	8877,0	3928,0	12,9644%

Tabla ANOVA para Producciones según Variedades

Análisis de la Varianza

Fuente	Sumas de cuad.	Gl	Cuadrado Medio	Cociente-F	P-Valor
Entre grupos	4,73932E7	23	2,06057E6	4,98	0,0000
Intra grupos	2,97731E7	72	413516,0		
Total (Corr.)	7,71663E7	95			

Tabla de Medias para Producciones según Variedades con 95,0 intervalos LSD

Variedades	Frec.	Media	Error Estándar (s agrupada)	Límite inf.	Límite sup.
08 RMS 007	4	7567,5	321,526	7114,28	8020,72
AMILCAR	4	7374,25	321,526	6921,03	7827,47
ANTALIS	4	6937,75	321,526	6484,53	7390,97
ANVERGUR	4	7460,0	321,526	7006,78	7913,22
AVISPA	4	7515,0	321,526	7061,78	7968,22
BORDURA 1	4	6637,25	321,526	6184,03	7090,47
BORDURA 2	4	6430,25	321,526	5977,03	6883,47
CLAUDIO (T)	4	5888,5	321,526	5435,28	6341,72
DON RICARDO	4	6148,25	321,526	5695,03	6601,47
DORONDON	4	7153,5	321,526	6700,28	7606,72
KALIDOU	4	5569,75	321,526	5116,53	6022,97
KENOBI	4	7927,25	321,526	7474,03	8380,47
LG CONFIANZA	4	7042,0	321,526	6588,78	7495,22
MARTINUR	4	7258,25	321,526	6805,03	7711,47
MONASTIR	4	7156,0	321,526	6702,78	7609,22
OLIVADUR	4	8116,5	321,526	7663,28	8569,72
OVIDIO	4	6752,0	321,526	6298,78	7205,22
RGT AVENTADUR	4	6852,0	321,526	6398,78	7305,22
RGT PARTITUR	4	7687,0	321,526	7233,78	8140,22
SCULPTUR	4	6418,75	321,526	5965,53	6871,97
SIMETO	4	5408,5	321,526	4955,28	5861,72
TEODORICO	4	6508,0	321,526	6054,78	6961,22
TITTO FLAVIO	4	7330,75	321,526	6877,53	7783,97
VINILO	4	7705,75	321,526	7252,53	8158,97
Total	96	6951,86			

Contraste Múltiple de Rango para Producciones según Variedades

Método: 95,0 porcentaje Newman-Keuls

Variedades	Frec.	Media	Grupos homogéneos
SIMETO	4	5408,5	X
KALIDOU	4	5569,75	XX
CLAUDIO (T)	4	5888,5	XXX
DON RICARDO	4	6148,25	XXXX
SCULPTUR	4	6418,75	XXXXX
BORDURA 2	4	6430,25	XXXXX
TEODORICO	4	6508,0	XXXXXX
BORDURA 1	4	6637,25	XXXXXX
OVIDIO	4	6752,0	XXXXXX
RGT AVENTADUR	4	6852,0	XXXXXX
ANTALIS	4	6937,75	XXXXX
LG CONFIANZA	4	7042,0	XXXXX
DORONDON	4	7153,5	XXXX
MONASTIR	4	7156,0	XXXX
MARTINUR	4	7258,25	XXXX
TITTO FLAVIO	4	7330,75	XXXX
AMILCAR	4	7374,25	XXXX
ANVERGUR	4	7460,0	XXXX
AVISPA	4	7515,0	XXXX
08 RMS 007	4	7567,5	XXX
RGT PARTITUR	4	7687,0	XXX
VINILO	4	7705,75	XXX
KENOBI	4	7927,25	XX
OLIVADUR	4	8116,5	X

Trigos duros. Sariñena 2016-2017

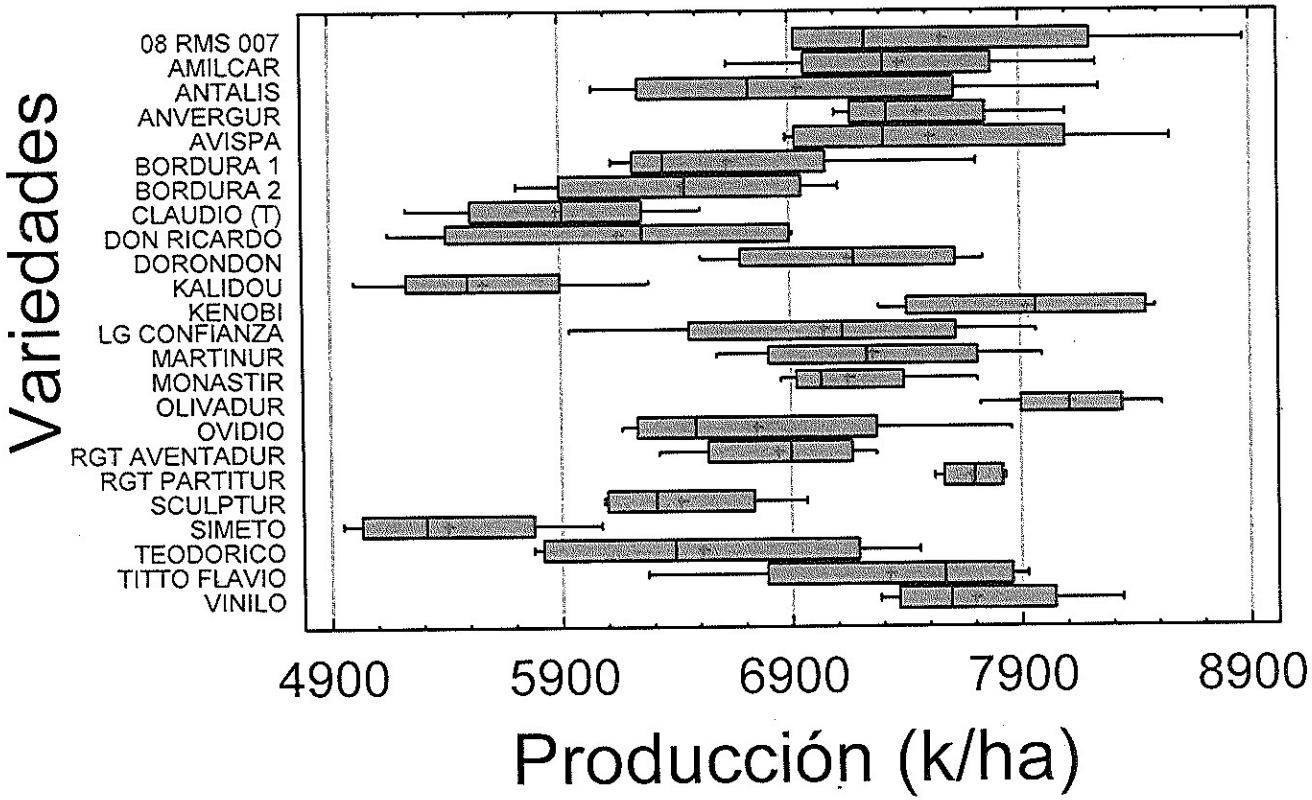

TRIGO DURO SARIÑENA 2016-2017

	Variedad	R1	R2	R3	R4	MEDIA	Indice	CV. variedad	Had	PE gr/l	Espigado	Altura
1	08 RMS 007	7.537	6.931	8.877	6.925	7.567	128%	12,1%	9,8	82,5	28-abr	80
2	AMILCAR	6.636	7.321	7.304	8.236	7.374	125%	8,9%	11,5	77,0	26-abr	75
3	ANTALIS	6.050	7.009	6.449	8.243	6.938	118%	13,8%	10,8	82,4	29-abr	80
4	ANVERGUR	7.401	7.102	8.095	7.242	7.460	127%	5,9%	11,6	77,4	29-abr	75
5	AVISPA	6.884	6.977	8.553	7.646	7.515	128%	10,3%	10,8	75,6	25-abr	75
6	BORDURA 1	6.307	6.123	6.399	7.720	6.637	113%	11,0%	11,9	80,5	30-abr	75
7	BORDURA 2	5.719	6.092	7.115	6.795	6.430	109%	9,9%	11,0	78,5	28-abr	70
8	CLAUDIO (T)	6.018	5.229	5.796	6.511	5.889	100%	9,0%	10,0	79,4	28-abr	80
9	DON RICARDO	5.641	5.159	6.909	6.884	6.148	104%	14,4%	10,1	76,5	28-abr	75
10	DORONDON	6.853	6.511	7.511	7.739	7.154	121%	8,0%	10,7	78,5	27-abr	80
11	KALIDOU	5.517	5.004	6.288	5.470	5.570	95%	9,6%	10,8	76,8	30-abr	55
12	KENOBI	7.289	7.537	8.485	8.398	7.927	135%	7,6%	10,9	80,5	27-abr	80
13	LG CONFIANZA	6.993	5.936	7.273	7.966	7.042	120%	12,0%	10,3	79,6	26-abr	70
14	MARTINUR	7.031	7.428	6.574	8.000	7.258	123%	8,3%	11,1	82,8	29-abr	75
15	MONASTIR	7.071	6.983	6.862	7.708	7.156	122%	5,3%	11,1	74,6	27-abr	70
16	OLIVADUR	8.159	8.065	8.511	7.731	8.117	138%	4,0%	10,9	79,0	28-abr	75
17	OVIDIO	6.677	6.169	6.304	7.858	6.752	115%	11,4%	10,1	79,4	29-abr	70
18	RGT AVENTADUR	6.325	6.760	7.050	7.273	6.852	116%	6,0%	10,7	77,1	27-abr	75
19	RGT PARTITUR	7.801	7.599	7.521	7.827	7.687	131%	2,0%	9,5	75,1	29-abr	80
20	SCULPTUR	6.107	6.092	6.511	6.965	6.418	109%	6,4%	9,4	77,2	29-abr	55
21	SIMETO	5.128	5.486	4.949	6.071	5.408	92%	9,2%	10,6	74,1	25-abr	75
22	TEODORICO	5.776	5.874	6.923	7.459	6.508	111%	12,6%	9,6	76,9	27-abr	70
23	TITTO FLAVIO	7.925	6.278	7.801	7.319	7.331	124%	10,2%	11,0	78,7	27-abr	80
24	VINILO	7.434	7.288	7.765	8.336	7.706	131%	6,0%	12,0	81,3	28-abr	85
	MEDIA	6.678	6.540	7.159	7.430	6.952						

	Variedad	R1	R2	R3	R4	MEDIA	Indice	CV. variedad	Had	PE gr/l	Espigado	Altura
1	OLIVADUR	8.159	8.065	8.511	7.731	8.117	138%	4,0%	10,9	79,0	28-abr	75
2	KENOBI	7.289	7.537	8.485	8.398	7.927	135%	7,6%	10,9	80,5	27-abr	80
3	VINILO	7.434	7.288	7.765	8.336	7.706	131%	6,0%	12,0	81,3	28-abr	85
4	RGT PARTITUR	7.801	7.599	7.521	7.827	7.687	131%	2,0%	9,5	75,1	29-abr	80
5	08 RMS 007	7.537	6.931	8.877	6.925	7.567	128%	12,1%	9,8	82,5	28-abr	80
6	AVISPA	6.884	6.977	8.553	7.646	7.515	128%	10,3%	10,8	75,6	25-abr	75
7	ANVERGUR	7.401	7.102	8.095	7.242	7.460	127%	5,9%	11,6	77,4	29-abr	75
8	AMILCAR	6.636	7.321	7.304	8.236	7.374	125%	8,9%	11,5	77,0	26-abr	75
9	TITTO FLAVIO	7.925	6.278	7.801	7.319	7.331	124%	10,2%	11,0	78,7	27-abr	80
10	MARTINUR	7.031	7.428	6.574	8.000	7.258	123%	8,3%	11,1	82,8	29-abr	75
11	MONASTIR	7.071	6.983	6.862	7.708	7.156	122%	5,3%	11,1	74,6	27-abr	70
12	DORONDON	6.853	6.511	7.511	7.739	7.154	121%	8,0%	10,7	78,5	27-abr	80
13	LG CONFIANZA	6.993	5.936	7.273	7.966	7.042	120%	12,0%	10,3	79,6	26-abr	70
14	ANTALIS	6.050	7.009	6.449	8.243	6.938	118%	13,8%	10,8	82,4	29-abr	80
15	RGT AVENTADUR	6.325	6.760	7.050	7.273	6.852	116%	6,0%	10,7	77,1	27-abr	75
16	OVIDIO	6.677	6.169	6.304	7.858	6.752	115%	11,4%	10,1	79,4	29-abr	70
17	BORDURA 1	6.307	6.123	6.399	7.720	6.637	113%	11,0%	11,9	80,5	30-abr	75
18	TEODORICO	5.776	5.874	6.923	7.459	6.508	111%	12,6%	9,6	76,9	27-abr	70
19	BORDURA 2	5.719	6.092	7.115	6.795	6.430	109%	9,9%	11,0	78,5	28-abr	70
20	SCULPTUR	6.107	6.092	6.511	6.965	6.418	109%	6,4%	9,4	77,2	29-abr	55
21	DON RICARDO	5.641	5.159	6.909	6.884	6.148	104%	14,4%	10,1	76,5	28-abr	75
22	CLAUDIO (T)	6.018	5.229	5.796	6.511	5.889	100%	9,0%	10,0	79,4	28-abr	80
23	KALIDOU	5.517	5.004	6.288	5.470	5.570	95%	9,6%	10,8	76,8	30-abr	55
24	SIMETO	5.128	5.486	4.949	6.071	5.408	92%	9,2%	10,6	74,1	25-abr	75
	MEDIA	6.678	6.540	7.159	7.430	6.952						

TRIGOS DUROS. SARIÑENA 2016-2017

Variedad	Bloque1	Bloque2	Bloque3	Bloque4	Medias	Indice	CV. variedad
OLIVADUR	8.159	8.065	8.511	7.731	8.117	138%	4,0%
KENOBI	7.289	7.537	8.485	8.398	7.927	135%	7,6%
VINILO	7.434	7.288	7.765	8.336	7.706	131%	6,0%
RGT PARTITUR	7.801	7.599	7.521	7.827	7.687	131%	2,0%
08 RMS 007	7.537	6.931	8.877	6.925	7.567	128%	12,1%
AVISPA	6.884	6.977	8.553	7.646	7.515	128%	10,3%
ANVERGUR	7.401	7.102	8.095	7.242	7.460	127%	5,9%
AMILCAR	6.636	7.321	7.304	8.236	7.374	125%	8,9%
TITTO FLAVIO	7.925	6.278	7.801	7.319	7.331	124%	10,2%
MARTINUR	7.031	7.428	6.574	8.000	7.258	123%	8,3%
MONASTIR	7.071	6.983	6.862	7.708	7.156	122%	5,3%
DORONDON	6.853	6.511	7.511	7.739	7.154	121%	8,0%
LG CONFIANZA	6.993	5.936	7.273	7.966	7.042	120%	12,0%
ANTALIS	6.050	7.009	6.449	8.243	6.938	118%	13,8%
RGT AVENTADUR	6.325	6.760	7.050	7.273	6.852	116%	6,0%
OVIDIO	6.677	6.169	6.304	7.858	6.752	115%	11,4%
BORDURA 1	6.307	6.123	6.399	7.720	6.637	113%	11,0%
TEODORICO	5.776	5.874	6.923	7.459	6.508	111%	12,6%
BORDURA 2	5.719	6.092	7.115	6.795	6.430	109%	9,9%
SCULPTUR	6.107	6.092	6.511	6.965	6.418	109%	6,4%
DON RICARDO	5.641	5.159	6.909	6.884	6.148	104%	14,4%
CLAUDIO (T)	6.018	5.229	5.796	6.511	5.889	100%	9,0%
KALIDOU	5.517	5.004	6.288	5.470	5.570	95%	9,6%
SIMETO	5.128	5.486	4.949	6.071	5.408	92%	9,2%
Medias	6.678	6.540	7.159	7.430	6.952		

Tratamientos	24
Bloques	4
Parcelas	96

	SC	GL	CM	F cal	F 99%
Tc	4.639.551.487				
Total	77.165.848	95			
Tratamientos	47.394.363	23	2.060.624	8,18	2,09
Bloques	12.394.777	3	4.131.592	16,41	4,08
Error	17.376.707	69	251.836		
CV				**7,2%**	
dsm 95%		1,99	354,8	707,9	
dsm 99%		2,65	354,8	940,0	